

Financial Aid Outreach 2020-2021

CSAC | CALSOAP

Comparison 20/21 vs 19/20

| | 20/21 (as of 1/15/2021) | 19-20 (Final) |
|---|----------------------------|---------------|
| C4C Events | 263 | 320 |
| Student Attending C4Cs | 8,459 | 11,916 |
| Events as of 1/15/21 + Additional Planned 1/16-3/2 | $263 + 88 = 351$ | |


College Success Coaches

All Consortia have Success Coaches = 444

**15 out of 16 programs added more this year.
248 were new this year (42% increase).**

**Next year: 5 programs are planning on
adding more (+55) for a total of 499 SCs.**

**19/20: 196 College Success Coaches
21/22: 499 College Success Coaches**



What Makes Cal-SOAP Unique?

Webgrants Report – from Text to Custom

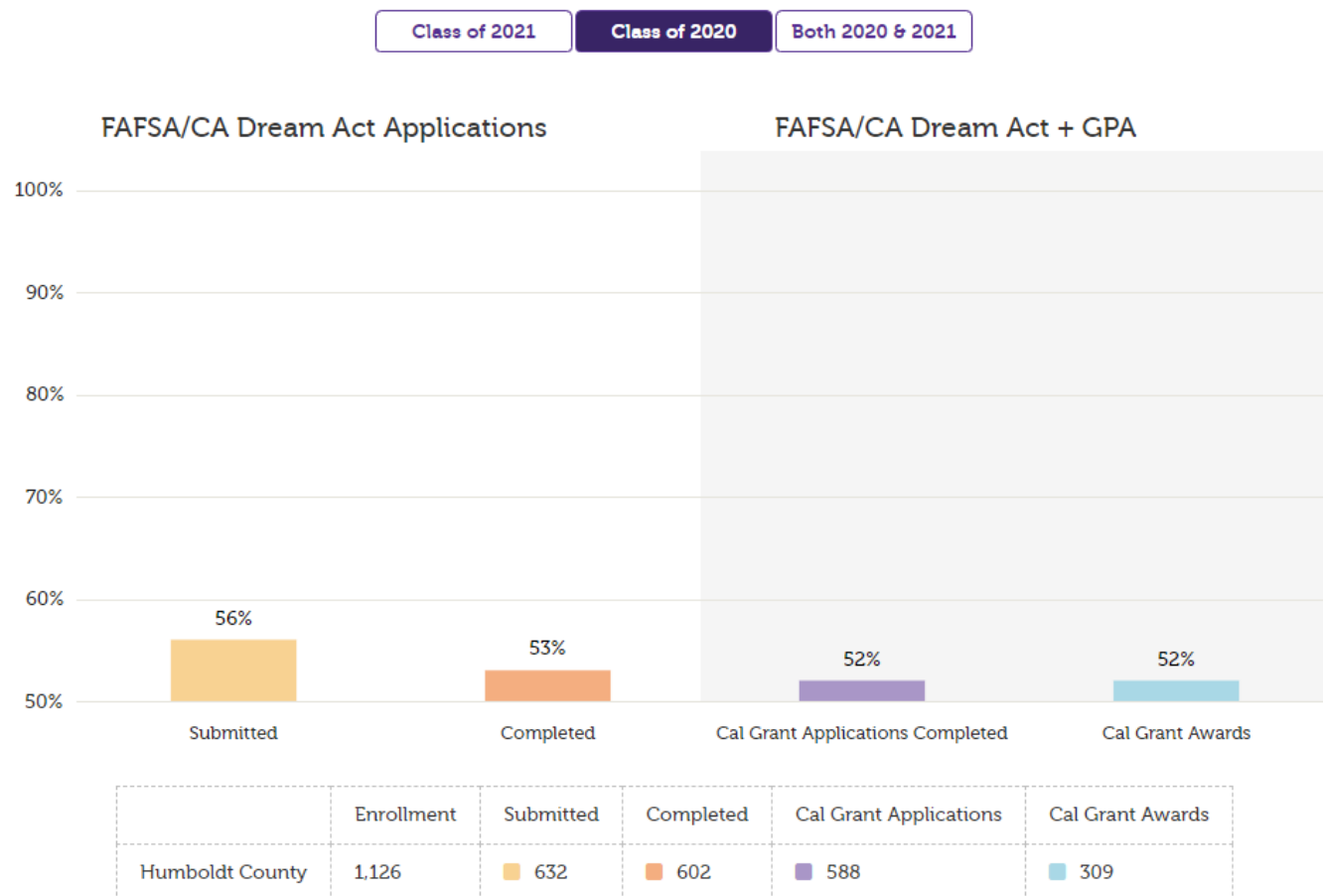
For many schools' the office staff runs the reports for counselors, when they have time, and they don't always know what the reports mean.

| | | |
|------|---------|-----------------------|
| 1.88 | 06/2020 | NO APP |
| 2.13 | 06/2020 | NO APP |
| 2.39 | 06/2020 | NO APP |
| 2.22 | 06/2020 | NO LNAME, FNAME, INIT |
| 2.79 | 06/2020 | NO APP |
| 2.14 | 06/2020 | NO APP |
| 2.41 | 06/2020 | NO APP |
| 2.84 | 06/2020 | NO APP |
| 2.59 | 06/2020 | NO APP |
| 2.28 | 06/2020 | NO APP |
| 4.00 | 06/2020 | NO APP |
| 2.67 | 06/2020 | NO APP |
| 3.00 | 06/2020 | NO APP |
| 3.58 | 06/2020 | NO APP |
| 2.44 | 06/2020 | YES |
| 3.11 | 06/2020 | NO APP |
| 2.89 | 06/2020 | NO APP |
| 2.51 | 06/2020 | NO APP |
| 2.42 | 06/2020 | NO APP |
| 1.89 | 06/2020 | NO APP |
| 3.70 | 06/2020 | NO APP |
| 3.20 | 06/2020 | YES |
| 2.46 | 06/2020 | NO APP |
| 2.05 | 06/2020 | NO LNAME, FNAME, INIT |
| 3.26 | 06/2020 | NO LNAME, FNAME, INIT |
| 2.85 | 06/2020 | NO LNAME, FNAME, INIT |
| 3.60 | 06/2020 | NO LNAME, FNAME, INIT |
| 2.38 | 06/2020 | NO APP |
| 3.00 | 06/2020 | YES |
| 2.79 | 06/2020 | YES |
| 2.24 | 06/2020 | NO APP |
| 3.65 | 06/2020 | NO APP |

Because Cal-SOAP is a CSAC program, we have access to Webgrants, understand the reports and know how to customize them.

| All Categories (308 Students) | | | | | | |
|-------------------------------|------|-------|------------|------|--------|-------------------------------|
| | LAST | FIRST | DOB | GPA | GRAD | APPLICATION STATUS |
| 1 | | | 9/24/2003 | 2.41 | Jun-21 | NOT STARTED |
| 2 | | | 4/9/2003 | 2.25 | Jun-21 | NOT STARTED |
| 3 | | | 1/17/2003 | 1.96 | Jun-21 | NOT STARTED |
| 4 | | | 6/5/2003 | 2.17 | Jun-21 | NOT STARTED |
| 5 | | | 11/20/2002 | 3.16 | Jun-21 | NOT STARTED |
| 6 | | | 12/11/2002 | 3 | Jun-21 | NOT STARTED |
| 7 | | | 1/13/2003 | 1.91 | Jun-21 | NOT STARTED |
| 1 | | | 2/11/2003 | 3 | Jun-21 | STARTED NOT FINISHED |
| 2 | | | 11/27/2003 | 2.63 | Jun-21 | STARTED NOT FINISHED |
| 3 | | | 7/22/2003 | 3.05 | Jun-21 | STARTED NOT FINISHED |
| 4 | | | 12/12/2003 | 3.4 | Jun-21 | STARTED NOT FINISHED |
| 1 | | | 8/22/2003 | 2.8 | Jun-21 | NO EFC |
| 2 | | | 2/18/2003 | 2.39 | Jun-21 | NO EFC |
| 3 | | | 6/6/2002 | 2.96 | Jun-21 | NO EFC |
| 4 | | | 5/20/2002 | 2.79 | Jun-20 | NO EFC |
| 5 | | | 9/22/2003 | 3.14 | Jun-21 | NO EFC |
| 6 | | | 7/7/2003 | 3.32 | Jun-21 | NO EFC |
| 1 | | | 6/27/2003 | 3.78 | Jun-21 | COMPLETED AND AWARDED |
| 2 | | | 1/26/2003 | 3.04 | Jun-21 | COMPLETED AND AWARDED |
| 3 | | | 5/24/2003 | 3.67 | Jun-21 | COMPLETED AND AWARDED |
| 4 | | | 3/2/2003 | 3.96 | Jun-21 | COMPLETED AND AWARDED |
| 5 | | | 7/10/2003 | 3.61 | Jun-21 | COMPLETED AND AWARDED |
| 1 | | | 3/7/2003 | 4 | Jun-21 | SUBMITTED BUT NOT YET AWARDED |
| 2 | | | 8/28/2003 | 1.54 | Jun-21 | SUBMITTED BUT NOT YET AWARDED |
| 3 | | | 11/24/2001 | 3.97 | Jun-20 | SUBMITTED BUT NOT YET AWARDED |
| 4 | | | 6/21/2003 | 4 | Jun-21 | SUBMITTED BUT NOT YET AWARDED |
| 5 | | | 12/1/2003 | 3.96 | Jun-21 | SUBMITTED BUT NOT YET AWARDED |

Humboldt County's FAFSA/CADAA Submitting Rates



Breakdown by school is also available on the dashboard.

[Race to Submit Dashboard](#)



What this graph means:

44% of students (494) didn't fill out a FAFSA/CADAA

30 students who filled out an application had errors that were not corrected.

We have a lot of work to do to get to 100% but...

Cal-SOAP has the tools and knowledge to help.

Legislative Changes that Support Cal-SOAP's Efforts



| Proposed Legislation | What | Implementation |
|---|---|--|
| CA Governor's 2021-2022 Budget Proposal Released Jan 2021 <u>Budget Summary Pg. 68-69</u> | Requires LEAs to confirm that all HS seniors complete a FAFSA or CADAA | Beginning 2021-2022 academic year |
| AB-2819 Proposed changes to Cal-SOAP Statue Introduced by Assembly Member Limón <u>AB-2819</u> | Highlights: -Focus is on Financial Literacy/FAFSA Completion -Removes "Academic Assistance" from Statue -Students to be served: middle, high, 1 st year college, college transfer | Approval Sept. 2021 Implementation January 2022 |
| COVID-19 Relief Legislation changes to Student Aid Report: EFC to Student Aid Index <u>EFC changed to Student Aid Index</u> | Potentially this will allow more students to qualify for Federal Aid. | July 2023 |
| CCGI (California College Guidance Initiative) californiacolleges.org college and career planning platform <u>Policy & Analytics Advisory Group</u> | Through CDE's Cradle to Career Data System (C2C) districts and students will have access to the partner accounts free of charge. Excellent source for individual student CGR data. | TBD |

Strategies for Outreach



- Social Media
- College Corner – on school websites
- Back to School Packets
- Newsletters
- Remind App
- Lacai Database- email and texting students
- Padlet - with financial aid and college admissions information and timelines

Strategies – Tools and Workshops



Tools

- WebGrants
- Race to Submit





Workshops

- FSA ID Workshops
- Cash for College Workshops
- WebGrants for Students



Local Control and Accountability Plan

Strategies - Incentives



Challenges and Unknowns Looking Ahead

Virtual Environment



In-Person Environment



