

CSAC



CALIFORNIA
STUDENT AID
COMMISSION



FAFSA/CADAA Completion Rates

Patrick Perry
California Student Aid Commission

We are currently in the middle of two FAFSA/CADAA cycles:

2020-21

2021-22 (just opened)

- This presentation examines the current figures and trends for both cycles
 - *Report Attribution: Oded Gurantz and Christopher Wielga, U. of Missouri*



The Prior Cycle
2020-2021
Before March Deadline
(and COVID)
Opened October 2019

2020-21 Cycle: FAFSA, Before March Deadline, HS Seniors Only

HIGH SCHOOL SENIOR CLASS OF 2020:

- March, 2019 completed apps by HS Seniors: 252,110
- March, 2020 completed apps by HS Seniors: 260,045
+7,935 apps, or +3.14 %
- CA was one of only two states nationally that had an increase in HS Senior FAFSA apps in 2020 (US down 2%)

2020-21 Cycle: FAFSA, Before March Deadline, All Submissions

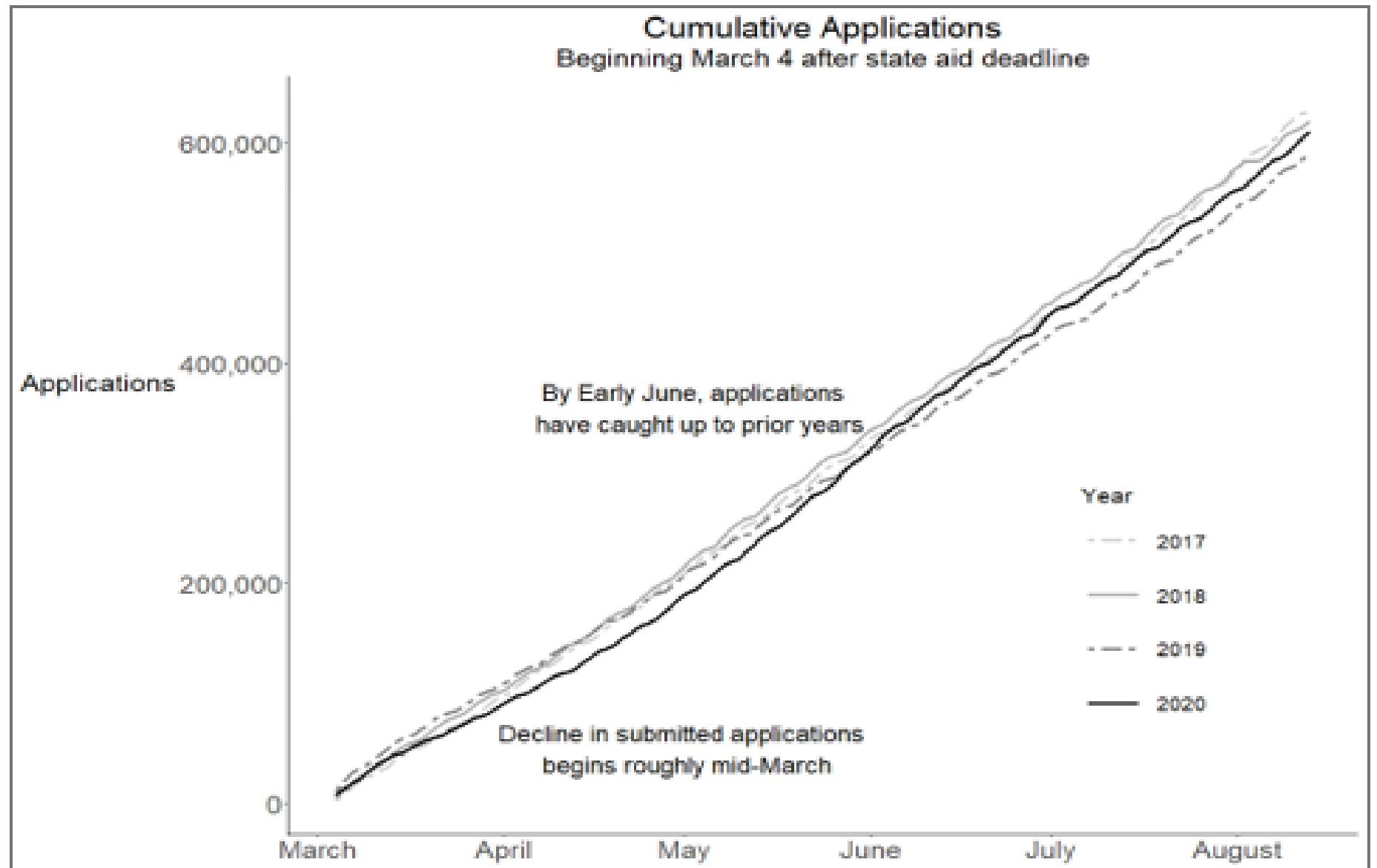
ALL FAFSA SUBMISSIONS:

- March, 2019 completed apps: 1,712,952
- March, 2020 completed apps: 1,610,572
-102,380, or -6.0%
- CADAA apps were down -1.8% at March deadline (35,909 vs. 35,255)

The Prior Cycle 2020-2021 After March Deadline (and COVID)

**2020-21
Cycle: FAFSA,
After March
Deadline**

**ALL
STUDENTS**



Notes. Figure includes all FAFSA submissions from March 4 of the given application year by students with legal residence in California.

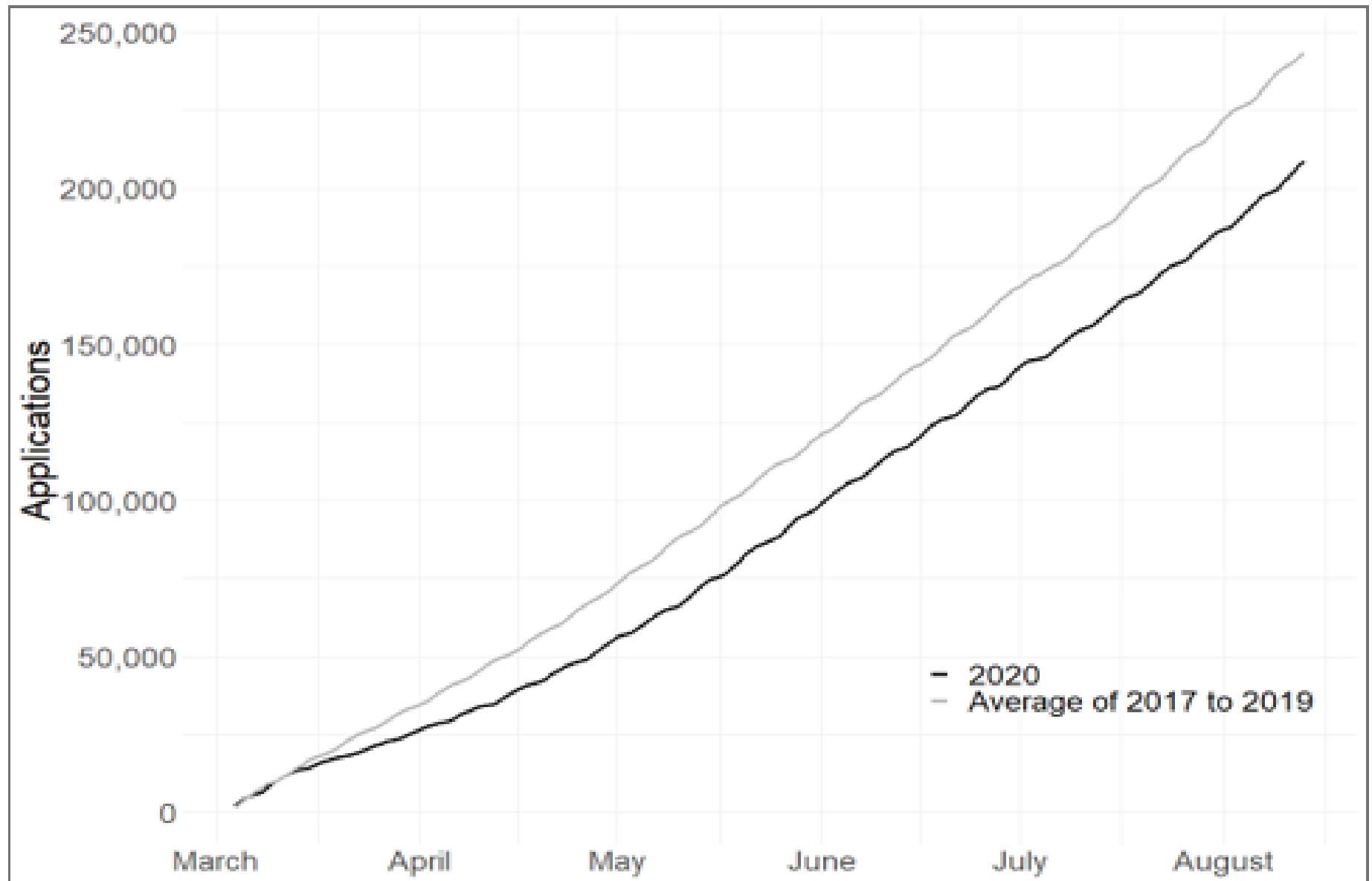
**2020-21
Cycle: FAFSA,
After March
Deadline**

**ALL
STUDENTS**

Student Education Level	2020 FAFSA applications	Average applications per year (2017 to 2019)	Difference	Percent Change
Never attended college and 1st year undergraduate	95,094	120,481	-25,387	-21.1%
Attended college before and 1st year undergraduate	113,773	122,866	-9,093	-7.4%
2nd year undergraduate/sophomore	106,840	104,896	1,944	1.9%
3rd year undergraduate/junior	94,249	88,153	6,096	6.9%
4th year undergraduate/senior	53,199	47,574	5,625	11.8%
5th year/other undergraduate	39,240	33,309	5,931	17.8%
1st year college graduate/professional (MBA, MD, PhD, etc.)	46,107	34,374	11,733	34.1%
Continuing graduate/professional or beyond (MBA, MD, PhD, etc.)	62,416	62,381	35	0.1%

**2020-21
Cycle: FAFSA,
After March
Deadline**

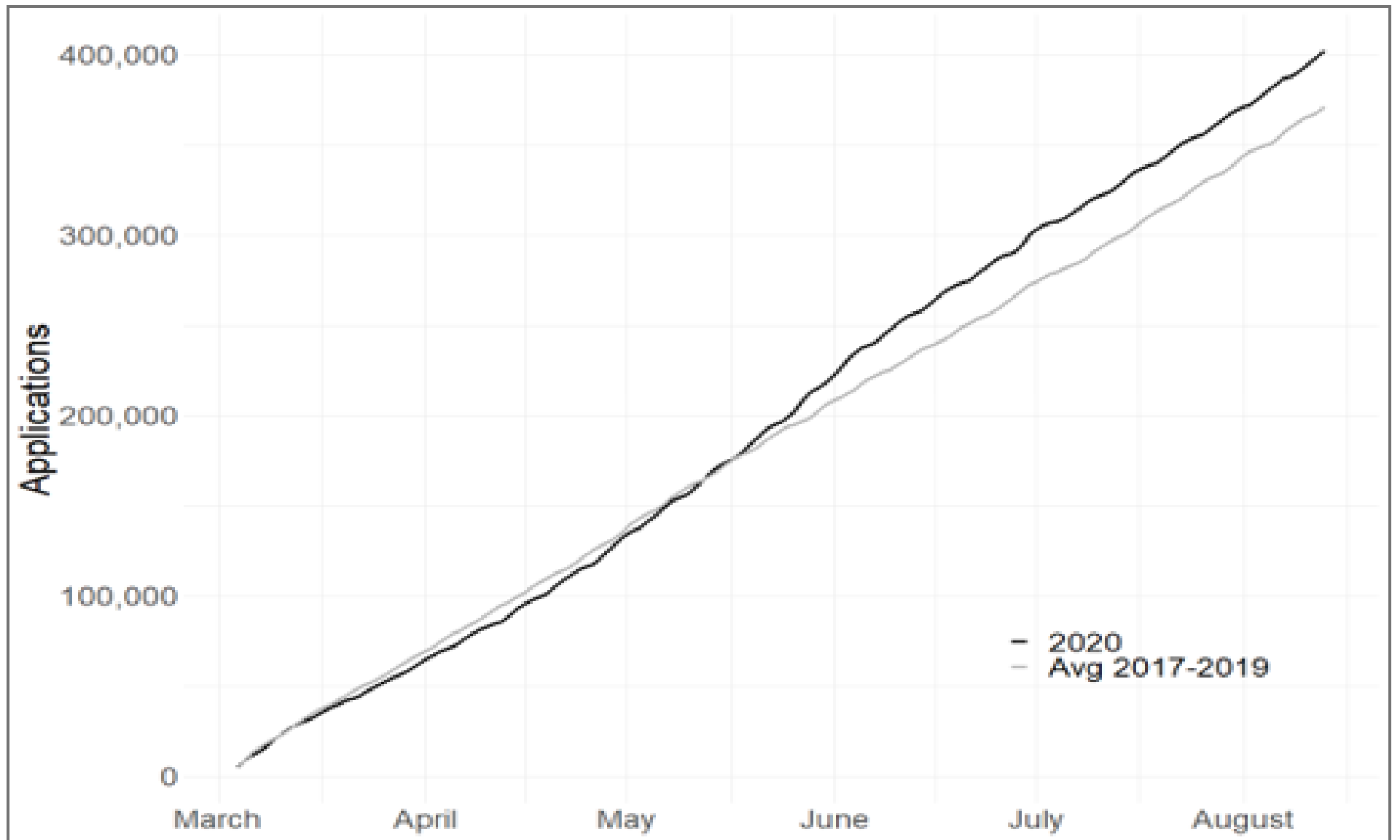
**FIRST-TIME
STUDENTS**



Notes. Figure includes all FAFSA submissions from March 4 of the given application year by students with legal residence in California.

**2020-21
Cycle: FAFSA,
After March
Deadline**

**NON FIRST-
TIME
STUDENTS**



Notes. Figure includes all FAFSA submissions from March 4 of the given application year by students with legal residence in California.



The Prior Cycle 2020-2021 Full Cycle To Date

2020-21 Cycle: CA Totals (before and after March), all submissions, as of October 17, 2020

○ 2020-21 – As of October 17, 2020

	FAFSA	CADAA
Received Before March 2nd	1,612,109	35,255
Received After March 2nd	877,795	10,600
Total Applications Submitted	2,489,904	45,855

FAFSA: -2.3%

CADAA: -4.5%

○ 2019-20 – As of October 18, 2019

	FAFSA	CADAA
Received Before March 2nd	1,714,622	35,909
Received After March 2nd	833,326	12,123
Total Applications Submitted	2,547,948	48,032

FAFSA 2020-21 CYCLE: FINDINGS

- HS grad class was robust prior to March deadline and COVID

After March deadline and COVID:

- Decline in first-time freshmen; increase in advanced undergrad and grad students
- Decline in lower-income zip codes
- Decline in high % Black/Hispanic areas
- Decline in males
- Decline, then rebound in higher-income zip codes



The Current (New) Cycle 2021-2022 (opened October 2020)



FAFSA 2021-22 CYCLE: EARLY RESULTS

New and Renewal FAFSA/CADAA filed as of November 23:

<u>Year</u>	<u>FAFSA</u>	<u>CADAA</u>
11/21/2020	629,285	6,745
11/22/2019	590,490	8,882
FAFSA: +6.6%	CADAA: -24.1%	



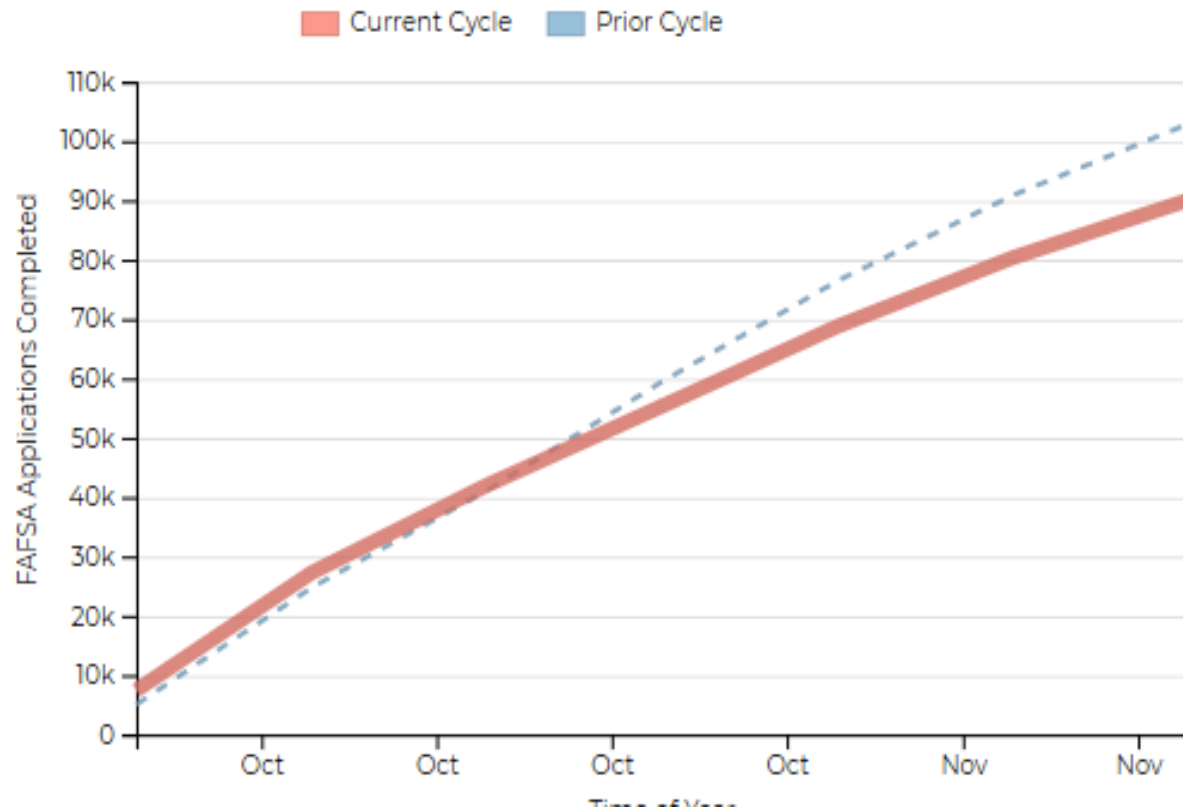
HIGH SCHOOL SENIORS: 2021-22 FAFSA SUBMISSIONS

(Source: National FAFSA Tracker): For HS Seniors, 2021 grad class, completed apps:

<u>Year</u>	<u>FAFSA</u>
11/13/2020	90,021
11/13/2019	102,901

FAFSA submissions for the graduating HS class of 2021 are down 13%.

HIGH SCHOOL SENIORS: 2021-22 FAFSA SUBMISSIONS



-13%

Compared to the
same time last year

FAFSA 2021-22 CYCLE: BY YEAR OF ENROLLMENT

<u>Year of Enrollment</u>	<u>FAFSA 20-21</u>	<u>FAFSA 21-22</u>	<u>% DIFF</u>	<u>CADAA 20-21</u>	<u>CADAA 21-22</u>	<u>% DIFF</u>
<u>Freshman</u>	202,019	184,257	-8.8%	4,680	2,549	-45.5%
<u>Sophomore</u>	91,516	102,447	12.0%	1,638	1,446	-11.7%
<u>Junior</u>	84,060	100,002	19.0%	1,424	1,495	5.0%
<u>Senior</u>	66,730	81,375	22.0%	930	1,102	18.5%
<u>Graduate</u>	35,833	49,122	37.1%	220	331	50.5%

Engage with us on Social Media



@CAStudentAid



@CAStudentAid



<https://www.facebook.com/calstudentaid>



<https://www.linkedin.com/in/california-student-aid-commission-69978764>



<https://www.youtube.com/user/CaStudentAid>



CALIFORNIA
STUDENT AID
COMMISSION



Websites:

csac.ca.gov

dream.csac.ca.gov

mygrantinfo.csac.ca.gov

Office Phone: 1-888-224-7268

Email: studentsupport@csac.ca.gov