



CAL GRANT A&B

High School Entitlement Program

This document presents aggregate demographic data about the 2021-22 High School Entitlement Cal Grant A and B new paid recipients. Total High School Entitlement new paid recipients: 70,665

Entitlement Cal Grant A awards provided funds toward tuition and mandatory system-wide fees of up to \$12,570. Entitlement Cal Grant B awards provided \$1,648 in funds toward living expenses in the first year, and \$1,648 in living expenses plus tuition and mandatory system-wide fees of up to \$12,570 beginning in the second year of eligibility.

Senate Bill 1644 (Chapter 403, Statutes of 2000), guarantees an Entitlement Cal Grant A or B award to every graduating high school senior who has financial need and who is academically eligible. This guarantee moved California closer to making college accessible and affordable for all those who wish to seek a postsecondary education.

For the 2021-22 March 2nd Entitlement award application deadline, the applicant pool included recent high school graduates, as well as those who graduated in 2019-20 and did not receive a Cal Grant award. Dream Act students who met specified criteria were eligible to apply for Entitlement Cal Grant awards, as authorized by Chapter 604, Statutes of 2011, and used the California Dream Act Application to apply.

The data in this report reflect the 2021-22 High School Entitlement (Entitlement) Cal Grant A and B new paid recipients. Paid Recipients

are those who applied for Entitlement Cal Grant awards, met statutory requirements and were offered awards, attended Cal Grant participating institutions, and received payment.

For 2021-22, 152,269 students were offered new Entitlement Cal Grant A and B awards which included 57,519 Cal Grant A awards and 94,750 Cal Grant B awards. Of the 152,269 new offered awardees, 70,665 (46.4%) actually used their awards and became Paid Recipients. Of the 70,665, 30,926 (44%) were in the Entitlement Cal Grant A program and 39,739 (56%) were in the Entitlement Cal Grant B program.

Some items of note include:

- About 96% (38,076 of 39,739) of Paid Recipients in the Entitlement Cal Grant B program, which serves the lowest-income students, attended either a California Community College (CCC) or a California State University (CSU). 59% (18,309 of 30,926) Paid Recipients of Entitlement Cal Grant A attended a University of California (UC) (Table 1).
- The average income for Entitlement Cal Grant B students was \$27,840 with a family size of 4.2. The 2021 poverty line for a family of 4 is \$27,750 (Table 14, p.4).

TABLE 1
High School Entitlement
Cal Grant A and B New Paid Recipients by School Segment

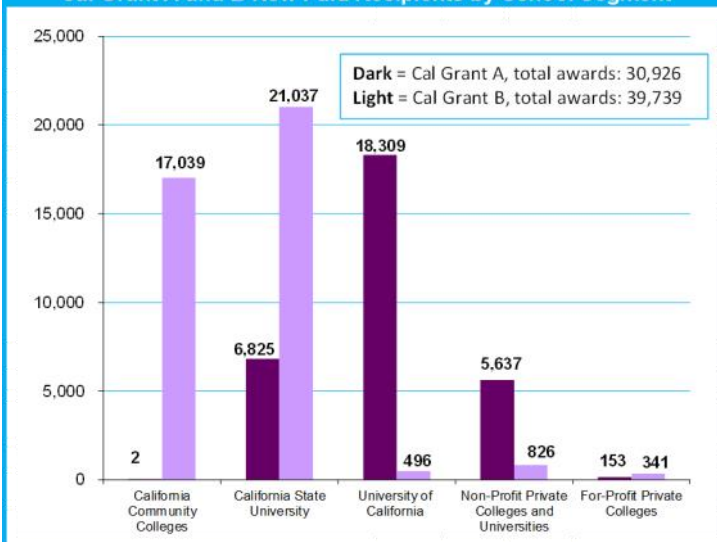
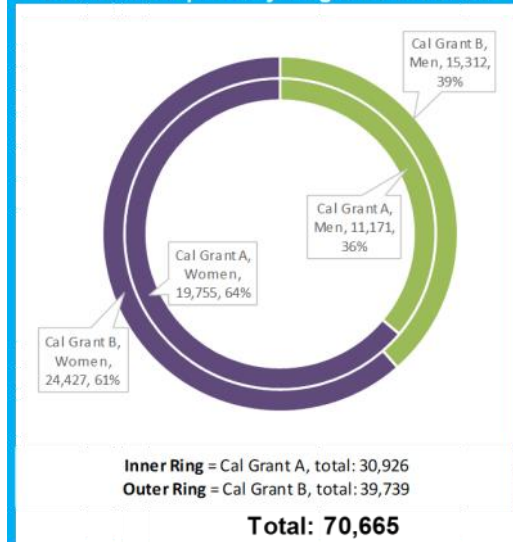


TABLE 2
High School Entitlement Cal Grant A and B
New Paid Recipients by Program and Gender



Entitlement Cal Grant

A

Award requirements include financial eligibility, a minimum 3.0 grade point average (GPA) and graduation from high school primarily in 2020-21, or 2019-20 for those who did not receive a Cal Grant award in the year immediately following high school graduation. Cal Grant A awards provide for full tuition and system-wide fees at the California State University (\$5,742) and the University of California (\$12,570), as well as tuition support at independent California colleges and universities (\$9,220), private for-profit institutions accredited by the Western Association of Schools and Colleges (\$8,056), and private for-profit colleges (\$4,000). The following charts include data on High School Entitlement Cal Grant A new paid recipients by: school segment, GPA, income, and age.

TABLE 3

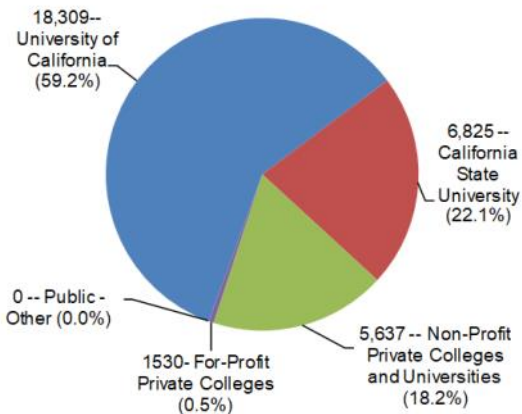
Cal Grant A Average Parental Assets by Segment*

School Segment	Assets
California Community Colleges	N/A
University of California	\$3,678
California State University	\$6,029
Non-Profit Private Colleges & Universities	\$4,330
For-Profit Private Colleges	\$2,739

* Assets do not include the primary residence or retirement plans; 99 percent of new paid recipients are dependent.

TABLE 4

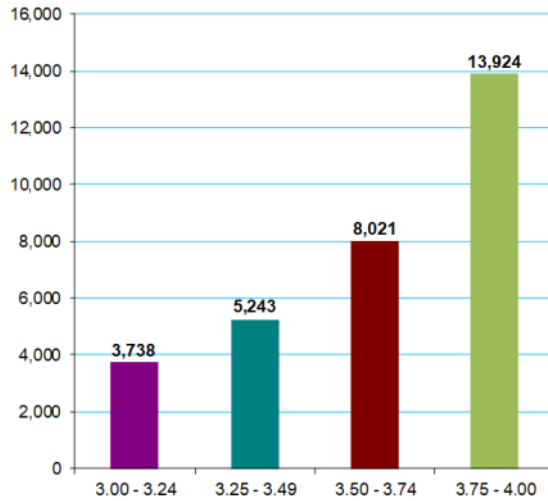
Cal Grant A New Paid Recipients by School Segment



Total: 30,926

TABLE 5

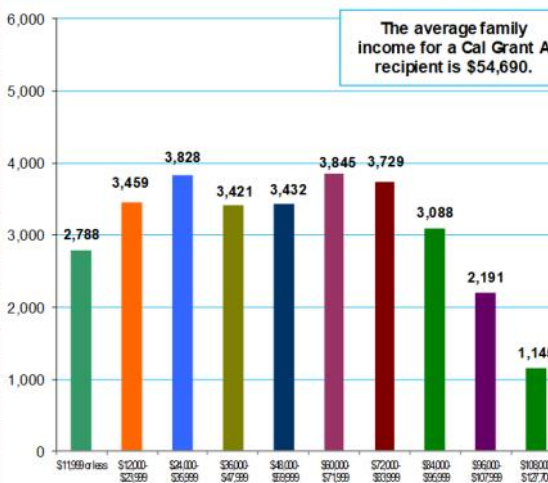
Cal Grant A New Paid Recipients by GPA



Total: 30,926

TABLE 6

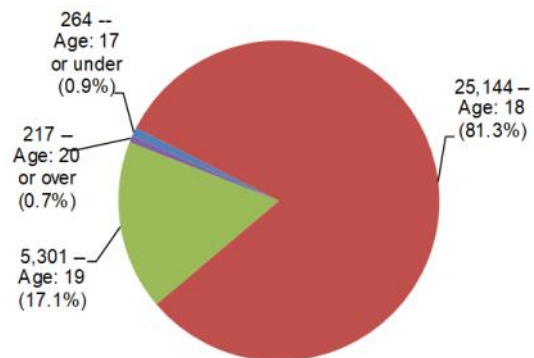
Cal Grant A New Paid Recipients by Income



Total: 30,926

TABLE 7

Cal Grant A New Paid Recipients by Age



Total: 30,926

Entitlement Cal Grant

B

Award requirements include financial eligibility, a minimum 2.0 GPA and graduation from high school primarily in 2020-21, or 2019-20 for those who did not receive a Cal Grant award in the year immediately following high school graduation. Cal Grant B awards provide up to \$1,648 for books and living expenses for first-year students. Beginning with the recipient's second year of attendance, Cal Grant B awards also help pay for tuition and fees at public and independent four-year colleges or other qualifying institutions. The following charts include data on High School Entitlement Cal Grant B new paid recipients by: school segment, GPA, income, and age.

TABLE 8

Cal Grant B Average Parental Assets by Segment*

School Segment	Assets
California Community Colleges	\$631
University of California	\$2,153
California State University	\$653
Non-Profit Private Colleges & Universities	\$1,304
For-Profit Private Colleges	\$324

* Assets do not include the primary residence or retirement plans; 95 percent of new paid recipients are dependent.

TABLE 9

Cal Grant B New Paid Recipients by School Segment

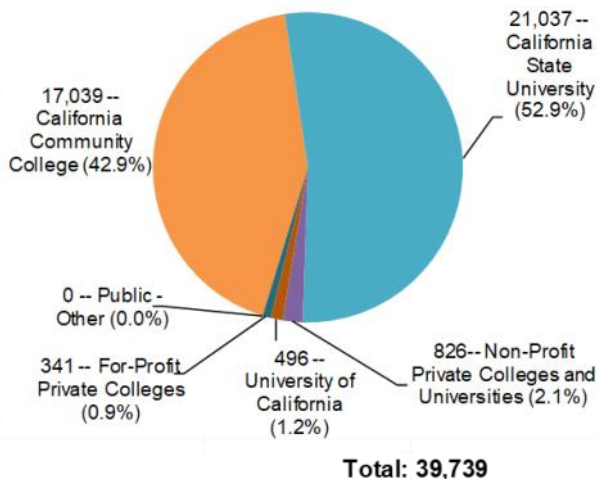


TABLE 10

Cal Grant B New Paid Recipients by GPA

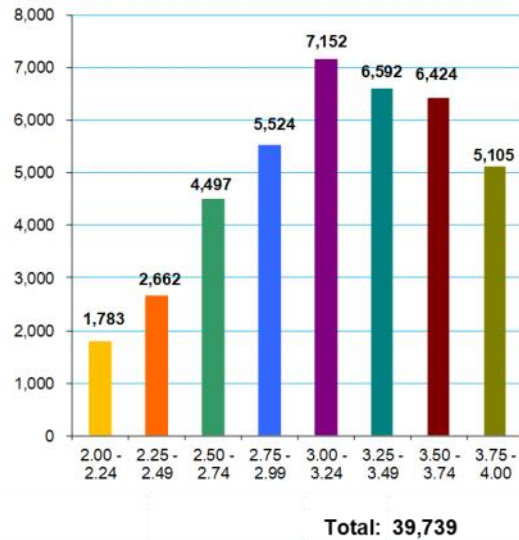
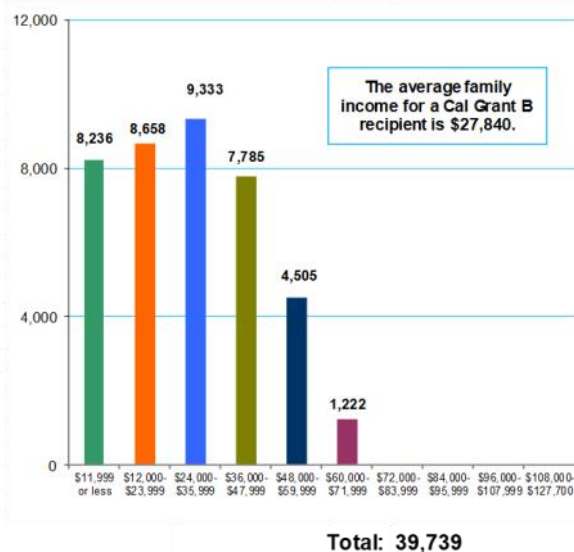


TABLE 11

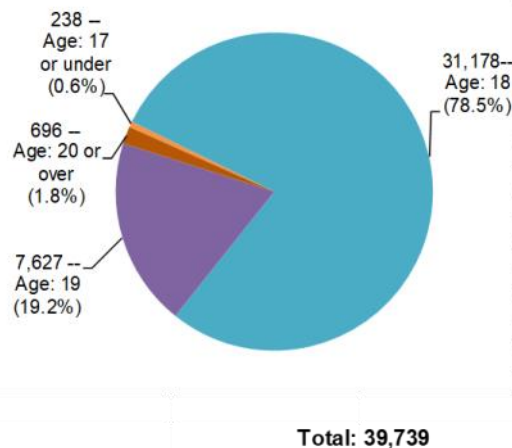
Cal Grant B New Paid Recipients by Income



The Cal Grant B maximum income ceiling for a family of six is \$70,100.

TABLE 12

Cal Grant B New Paid Recipients by Age



About the New Paid Recipients

TABLE 13

High School Entitlement Cal Grant A and B New Paid Recipients by Application Filed

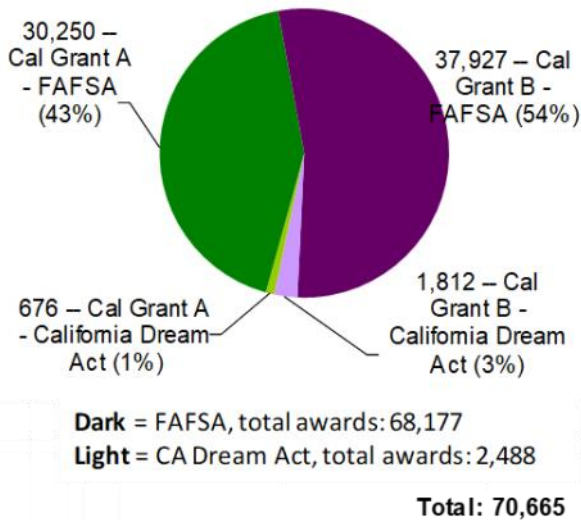


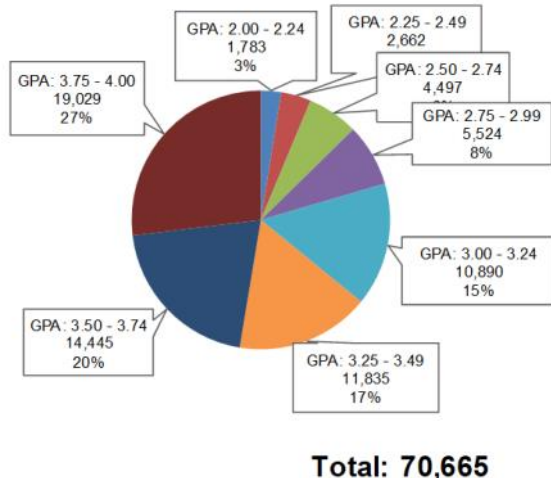
TABLE 14

Typical New Paid Recipient

	Income	GPA	Family Size
Cal Grant A	\$54,690	3.64	4.2
Cal Grant B	\$27,840	3.15	4.2
All (Cal Grant A & B)	\$39,351	3.37	4.2

TABLE 15

High School Entitlement Cal Grant A and B New Paid Recipients by GPA



About the Applicants

Applicants must meet multiple criteria to qualify. Submitting both the Free Application for Federal Student Aid (FAFSA) or the California Dream Act Application and the Cal Grant GPA Verification Form is the first step for students to be considered for a High School Entitlement award. Of the 279,285 students who were successful in completing this first step, 14,378 did not qualify for the Cal Grant program for various reasons. The remaining 264,836 applicants were matched against the program's financial criteria, and 152,269 were offered a High School Entitlement Cal Grant. Of the 152,269 offered awardees, 70,665 attended an eligible Cal Grant participating institution and became Paid Recipients, including 30,926 in the Entitlement Cal Grant A program and 39,739 in the Entitlement Cal Grant B program.

- 56% (37,927 of 68,177) of FAFSA filers received a Cal Grant B compared to 73% (1,812 of 2,488) of Dream Act filers (Table 13).
- The minimum GPA for High School Entitlement Cal Grant B is 2.00, but 64% (25,273 of 39,739) of Cal Grant B recipients had a GPA of at least 3.00 (Table 10, p.3).



CSAC
CALIFORNIA
STUDENT AID
COMMISSION

California Student Aid Commission
P.O. Box 419026
Rancho Cordova, CA 95741-9026
www.csac.ca.gov

The California Student Aid Commission is the state principal agency responsible for administering financial aid programs for students attending public and private universities, colleges, and vocational schools in California. The financial aid programs include the Cal Grant program, the Chafee Grant Program and several targeted state scholarship and loan assumption programs. The Commission also administers financial aid awareness and outreach programs, such as CalSOAP and Cash for College, in collaboration with business, private industry and community-based organizations.