



CAL GRANT A&B

Transfer Entitlement Program

This document displays data about the 2022-23 California Community College Transfer Entitlement Cal Grant A and B new paid recipients. Total Transfer Entitlement new paid recipients: 7,678. It also includes data on the offered awardees selected for institutions to verify that students met the program's eligibility requirements.

In 2022-23, Transfer Entitlement Cal Grant A awards paid tuition and mandatory systemwide fees of up to \$13,104. Transfer Entitlement Cal Grant B awards paid \$1,648 in living expenses plus tuition and systemwide fees of up to \$13,104.

Senate Bill 1644 (Chapter 403, Statutes of 2000) guarantees a Transfer Entitlement Cal Grant A or B award to every student who: graduated from a California high school or its equivalent after June 30, 2001, was a California resident at the time of high school graduation, transfers to a qualifying baccalaureate-degree granting institution from a California Community College during the award year, is under the age of 28 at the time of the transfer, has a Community College GPA of at least 2.4, and has financial need as defined in California Education Code 69432.9.

Applicants who attended a California Community College in the 2020-21 academic year, and were otherwise eligible, qualified for a 2022-23 Transfer Entitlement Cal Grant award. Also, Dream Act students who met AB 540 criteria were eligible to apply for Transfer Entitlement Cal Grant awards, as authorized by Chapter 604, Statutes of 2011.

The data in this report reflect the 2022-23 Transfer Entitlement Cal Grant A and B new paid recipients. Paid Recipients are those who applied for a Transfer Entitlement Cal Grant award, met statutory requirements and were offered awards, attended Cal Grant partici-

pating institutions, and received payment.

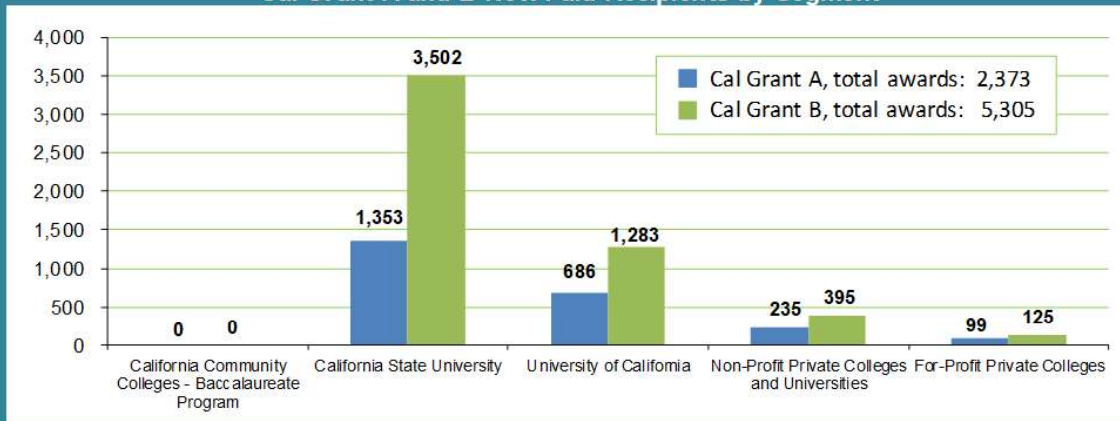
For 2022-23, 18,520 students were offered a preliminary Transfer Entitlement Cal Grant A and B awards, of which 12,449 provided confirmation of meeting the eligibility requirements. About 62%, or 7,678 of 12,449 actually used their awards and became Paid Recipients, including 2,373 in the Transfer Entitlement Cal Grant A program and 5,305 in the Transfer Entitlement Cal Grant B program.

Some items of note include:

- Over 86% (2,039 of 2,373) of Paid Recipients in the Transfer Entitlement Cal Grant A program attended the University of California (UC) and the California State University (CSU) (Table 1, p. 1).
- Over 66% (4,785 of 5,305) of Paid Recipients in the Transfer Entitlement Cal Grant B program attended the California State University (CSU), and CSU had more than twice as many Transfer Entitlement Cal Grant B Paid Recipients as UC (Table 1, p. 1).
- 2,861 or 54%, of the 5,305 Entitlement Cal Grant B Paid Recipients had incomes of less than \$24,000 (Table 9, p. 3). The maximum family income for a Cal Grant B in 2022-23 is \$74,100

This report also includes data on new and renewal offered awardees selected for verification by the institutions.

TABLE 1
Transfer Entitlement
Cal Grant A and B New Paid Recipients by Segment

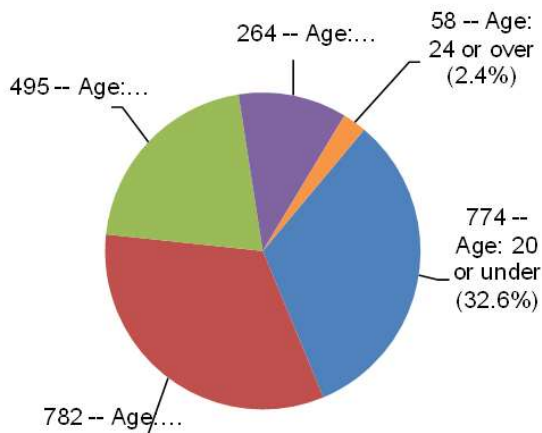


Entitlement Cal Grant

A

Cal Grant A awards provide for full systemwide fees at the California State University (\$5,742) and the University of California (\$13,104), as well as tuition support at independent four-year California colleges and universities (\$9,084), private for-profit institutions accredited by the Western Association of Schools and Colleges (\$8,056), and private career colleges (\$4,000). The following charts include data on Transfer Entitlement Cal Grant A new paid recipients by: school segment, GPA, income, and age.

TABLE 2
Cal Grant A New Paid Recipients by Age



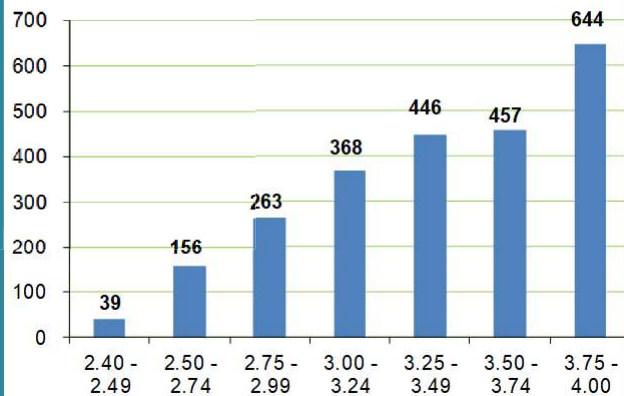
Total: 2,373

TABLE 3
Cal Grant A
Average Parental Assets by Segment*

School Segment	Assets
University of California	\$10,793
California State University	\$6,954
Non-Profit Private Colleges and Universities	\$9,815
For-Profit Private Colleges	\$5,649

* Assets do not include the primary residence or retirement plans; 96 percent of new paid recipients are dependent.

TABLE 4
Transfer Entitlement Cal Grant A New Paid Recipients by GPA



Total: 2,373

TABLE 5
Transfer Entitlement Cal Grant A New Paid Recipients by Income



Total: 2,373

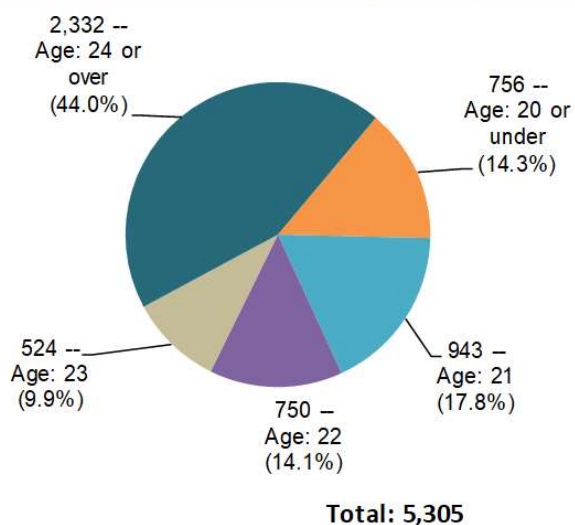
Some items of note on Cal Grant A include:

- Out of 2,373 Transfer Entitlement Cal Grant A recipients in 2022-23, 2,315 (98%) were under 24 years of age, compared to 56% of Cal Grant B recipients (Table 2, p. 2; Table 6, p. 3). As a result, 4% of Cal Grant A recipients were independent compared to 49% of Cal Grant B recipients.
- 81% of Cal Grant A recipients had a community college GPA of at least 3.0, compare to 74% of Cal Grant B recipients (Table 4, p. 2; Table 8, p. 3). This is despite the fact that the GPA requirement is the same for A and B for Transfer Entitlement applicants: 2.40.

Entitlement Cal Grant B

Cal Grant B awards provide up to \$1,648 for books and living expenses in addition to helping pay for tuition and fees at public and independent four-year colleges or other qualifying schools at the same level as the Cal Grant A award. The following charts include data on Transfer Entitlement Cal Grant A new paid recipients by: school segment, GPA, income, and age.

TABLE 6
Cal Grant B New Paid Recipients by Age



Some items of note on Cal Grant B include:

- Out of 5,305 Transfer Entitlement Cal Grant B recipients in 2022-23, 2,973 (56%) were under 24 years of age, compared to 98% of Cal Grant A recipients (Table 6, p. 3; Table 2, p. 2). As a result, 49% of Cal Grant B recipients were independent compared to 4% of Cal Grant A recipients (Table 7a, p. 3; Table 3, p. 2).
- 74% of Cal Grant B recipients had a community college GPA of at least 3.0, compared to 81% of Cal Grant A recipients (Table 8, p. 3; Table 4, p. 2). This is despite the fact that the GPA requirement is the same for A and B for Transfer Entitlement applicants: 2.40.
- 2,861 of 5,305 (54%) Cal Grant B recipients had a family income below \$24,000.

DRSP Committee

TABLE 7a
Cal Grant B
Average Parental Assets by Segment*

School Segment	Assets
University of California	\$4,561
California State University	\$2,062
Non-Profit Private Colleges and Universities	\$4,078
For-Profit Private Colleges	\$2,785

TABLE 7b
Cal Grant B
Average Student Assets by Segment

School Segment	Assets
University of California	\$1,191
California State University	\$663
Non-Profit Private Colleges and Universities	\$747
For-Profit Private Colleges	\$208

TABLE 8
Transfer Entitlement Cal Grant B New Paid Recipients by GPA

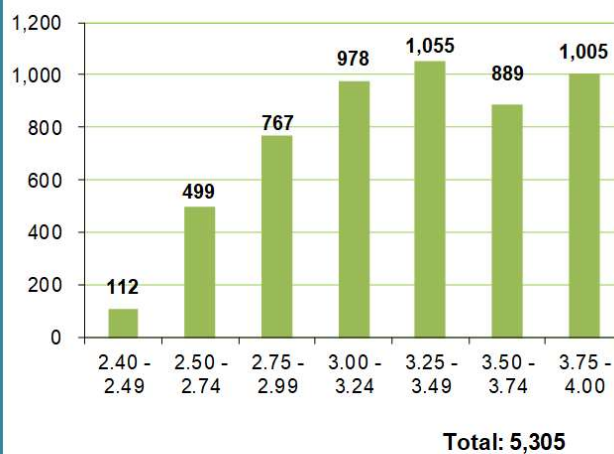
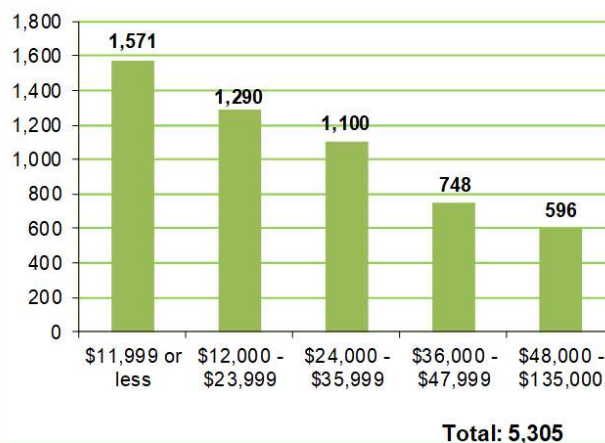


TABLE 9
Transfer Entitlement Cal Grant B New Paid Recipients by Income



About the New Paid Recipients

TABLE 10
Transfer Entitlement Cal Grant A and B
New Paid Recipients by Application Filed

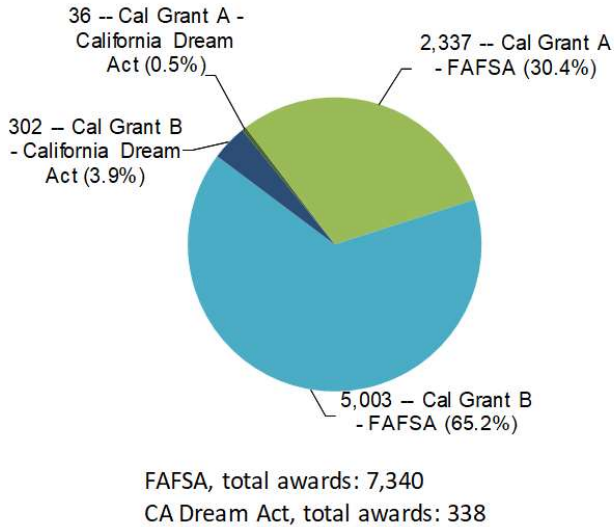
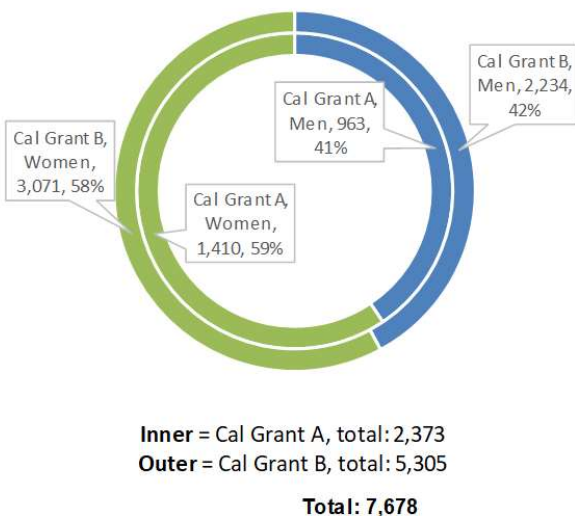


TABLE 11
Typical New Paid Recipient

	Age	Income	GPA	Family Size
Cal Grant A	21	\$83,831	3.40	4.0
Cal Grant B	23	\$23,956	3.30	2.6
All (Cal Grant A & B)	22	\$42,461	3.33	3.0

TABLE 12
Transfer Entitlement Cal Grant A and B
New Paid Recipients by Program and Gender



About the Applicants

Applicants must meet multiple criteria to qualify. Submitting both the Free Application for Federal Student Aid (FAFSA) or the California Dream Act Application and the Cal Grant GPA Verification Form is the first step for students to be considered for a Transfer Entitlement Cal Grant award. For the 2022-23 award year, 18,520 met this first step and were sent a Preliminary Award letter along with a Transfer Entitlement Cal Grant Certification Form that they had to complete and return. The form included the following information:

- the month and year the student graduated from high school,
- the name of the high school and the city where it is located,
- the date the student became a resident of California,
- the name of the California Community College from which the student would be transferring during the 2022-23 award year, and
- the name of the school to which the student would be transferring during the 2022-23 award year.

Of the 18,520 applicants who received a Transfer Entitlement Cal Grant Certification Form, 12,449 returned the form. Of those 12,449 who returned the form, 8,940 met the qualifications for the Transfer Entitlement Cal Grant. 890 or 10 percent of the 8,940 were randomly selected for institutions to verify that they met the program's eligibility requirements.



California Student Aid Commission
P.O. Box 419026
Rancho Cordova, CA 95741-9026
www.csac.ca.gov

The California Student Aid Commission is the state principal agency responsible for administering financial aid programs for students attending public and private universities, colleges, and vocational schools in California. The financial aid programs include the Cal Grant program, the Chafee Grant Program and several targeted state scholarship and loan assumption programs. The Commission also administers financial aid awareness and outreach programs, such as CalSOAP and Cash for College, in collaboration with business, private industry and community-based organizations.

New and Renewal Transfer Entitlement Cal Grants Selected for Verification

Assembly Bill 840 (Chapter 43, Statutes of 2006) requires new Transfer Entitlement offered award-ees to provide confirmation of meeting eligibility requirements. This bill also requires at least 10 per-cent of the new and renewal awards be randomly selected for campus-level verification that the offered awardees meet the program's eligibility requirements before disbursing funds.

In the 2022-23 award year, 15,223 renewal offered awardees continue to be eligible for pay-ment. Of the 12,703 renewal offered awardees who were not previously verified, 1,272 or 10.0 percent, were randomly selected for institutions to verify in the 2022-23 award year that they met the program's eligibility requirements.

TABLE 11
Selected New Cal Grant A and B Offered Awardees
by School Segment and Verification Status

University of California

Verified and Eligible for Payment	209	87%
Verified and Ineligible	8	3%
Withdrawn	0	10%
Pending Verification	1	
Total Selected for Verification	218	100%

California State University

Verified and Eligible for Payment	449	69%
Verified and Ineligible	61	8%
Withdrawn	17	23%
Total Selected for Verification	527	100%

Non-Profit Private Colleges and Universities

Verified and Eligible for Payment	88	76%
Verified and Ineligible	5	6%
Withdrawn	1	17%
Pending Verification	2	1%
Total Selected for Verification	96	100%

For-Profit Private Colleges

Verified and Eligible for Payment	43	81%
Verified and Ineligible	4	2%
Withdrawn	2	17%
Total Selected for Verification	49	100%

TABLE 12
Selected New Cal Grant A and B Offered Awardees
by Verification Status

All Segments

Verified and Eligible for Payment	789	74%
Verified and Ineligible	78	7%
Withdrawn	20	19%
Pending Verification	3	0%
Total Selected for Verification	890	100%

TABLE 13
Selected Renewal Cal Grant A and B Offered Awardees
by School Segment and Verification Status

University of California

Verified and Eligible for Payment	256	89%
Verified and Ineligible	6	2%
Pending Verification	39	9%
Total Selected for Verification	301	100%

California State University

Verified and Eligible for Payment	689	78%
Verified and Ineligible	35	3%
Pending Verification	109	19%
Total Selected for Verification	833	100%

Non-Profit Private Colleges and Universities

Verified and Eligible for Payment	93	88%
Verified and Ineligible	3	1%
Pending Verification	12	11%
Total Selected for Verification	108	100%

For-Profit Private Colleges

Verified and Eligible for Payment	28	80%
Verified and Ineligible	0	5%
Pending Verification	2	15%
Total Selected for Verification	30	100%

TABLE 14
Selected Renewal Cal Grant A and B Offered Awardees
by Verification Status

All Segments

Verified and Eligible for Payment	1,066	81%
Verified and Ineligible	44	3%
Pending Verification	162	16%
Total Selected for Verification	1,272	100%