



# CAL GRANT A&B

## CCC Entitlement Program

*This document presents aggregate demographic information on the 2022-23 CCC Entitlement Cal Grants award new paid recipients. Total new paid recipients: 58,579.*

**California Community College Entitlement Cal Grant A** awards paid tuition and mandatory systemwide fees of up to \$13,104. **CCC Entitlement Cal Grant B** awards paid \$1,648 in living expenses in the first year, and \$1,648 in living expenses plus tuition and mandatory systemwide fees of up to \$13,104 beginning in the second year of eligibility.

The 2021-22 California State Budget Act (Chapter 144, Statutes of 2021) established that beginning in the 2021-22 academic year, all students attending a California Community College and meeting the eligibility requirements of the Cal Grant program are entitled to a Cal Grant A or B award.

The application deadline for this new entitlement program is September 2. It has eliminated the September 2 CCC deadline for Competitive awards since all previously eligible students would be awarded through this new program. Awardees must be confirmed on a CCC enrollment file before payment can be made.

Students who have been paid or put on Community College Reserve with this

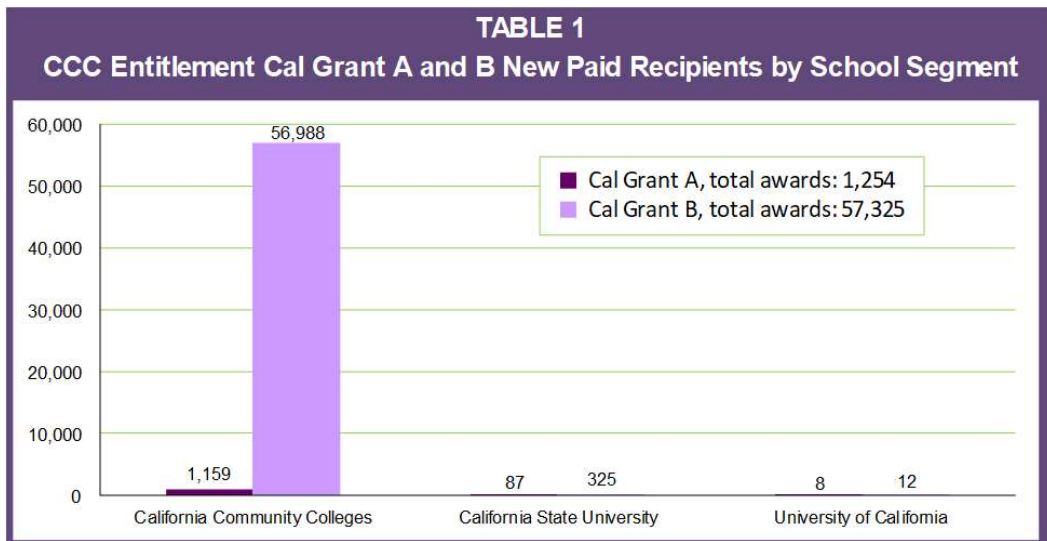
award and who transfer to a University of California or California State University will maintain this award. Students who transfer to a non-profit or for-profit private school will be withdrawn from the program.

The data in this document reflect the 2022-23 CCC Entitlement Cal Grants awarded to qualified applicants who applied by the deadline, received award offers, attended Cal Grant participating institutions, and were subsequently paid in 2022-23.

For 2022-23, 122,641 students were offered CCC Entitlement Cal Grant A and B awards, 58,579 of which actually used their awards and became Paid Recipients, including 1,254 Cal Grant A and 57,325 Cal Grant B.

Some items of note include:

- 95.5% of recipients have a household income of less than \$60,000 (Table 2, p. 2; Table 9, p. 3).
- Over 46 percent of recipients are at least 25 years old (Table 4, p. 2; Table 8, p. 3).



# CCC Entitlement Cal Grant

# A

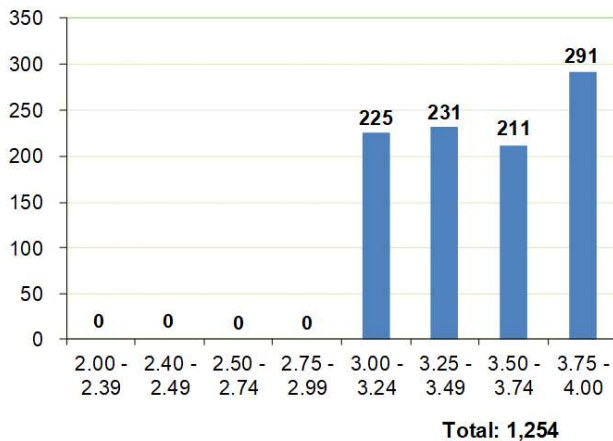
**Award requirements** include financial and basic eligibility and a minimum 3.0 high school grade point average (GPA) or a minimum 2.4 college GPA. Cal Grant A awards provide for full system-wide fees at the California State University and the University of California, as well as tuition support at non-profit and for-profit private California colleges.

**TABLE 3**  
**CCC Entitlement Cal Grant A**  
**Average Student Assets by Segment\***

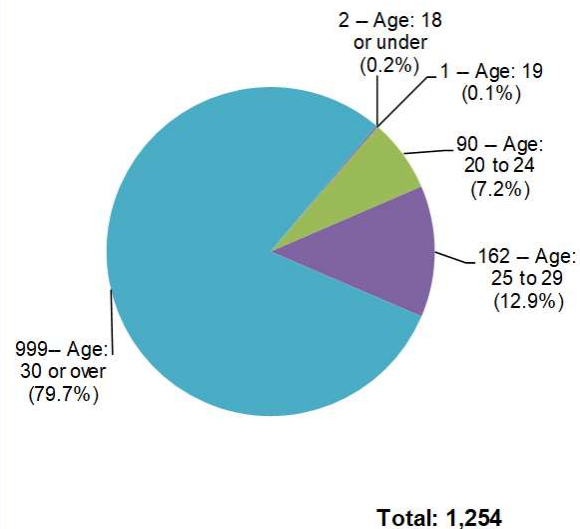
School Segment	Assets
California Community Colleges	\$3,689
University of California	\$0
California State University	\$6,673

\* 94 percent of new paid recipients are independent.

**TABLE 2**  
**CCC Entitlement Cal Grant A**  
**New Paid Recipients by GPA**



**TABLE 4**  
**CCC Entitlement Cal Grant A**  
**New Paid Recipients by Age**



**TABLE 5**  
**CCC Entitlement Cal Grant A**  
**New Paid Recipients by Income**

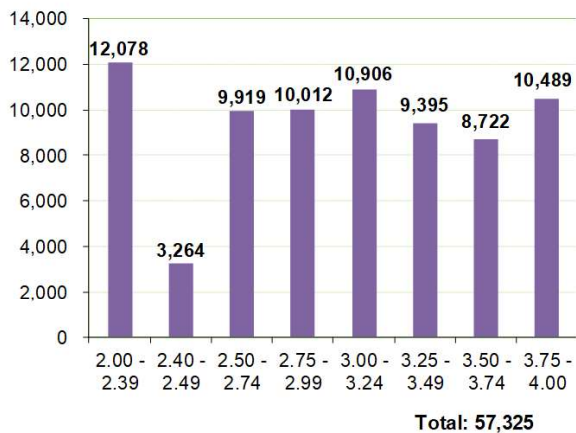


# CCC Entitlement Cal Grant

# B

**Award requirements** include financial and basic eligibility and a minimum 2.0 GPA. Cal Grant B awards provide up to \$1,648 for books and living expenses for first-year students. Beginning with the recipient's second year of attendance, Cal Grant B awards also help pay for tuition and fees at public or independent four-year colleges or other qualifying institutions at the same level as the Cal Grant A award.

**TABLE 6**  
CCC Entitlement Cal Grant B  
New Paid Recipients by GPA

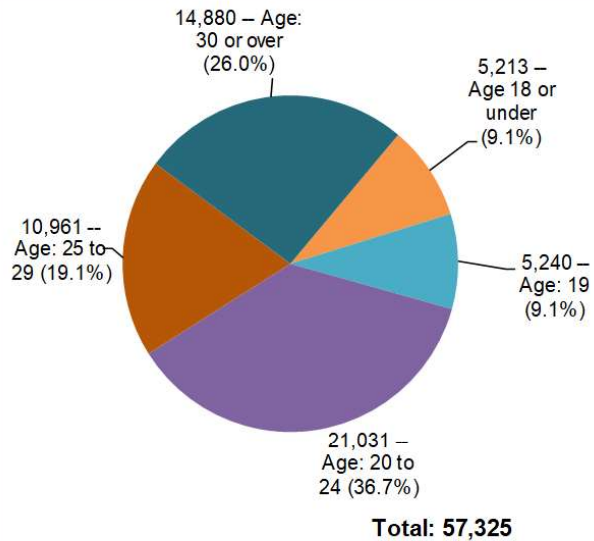


**TABLE 7**  
CCC Entitlement Cal Grant B  
Average Student Assets by Segment\*

School Segment	Assets
California Community Colleges	\$414
University of California	\$171
California State University	\$332

\* 58 percent of new paid recipients are independent.

**TABLE 8**  
CCC Entitlement Cal Grant B  
New Paid Recipients by Age

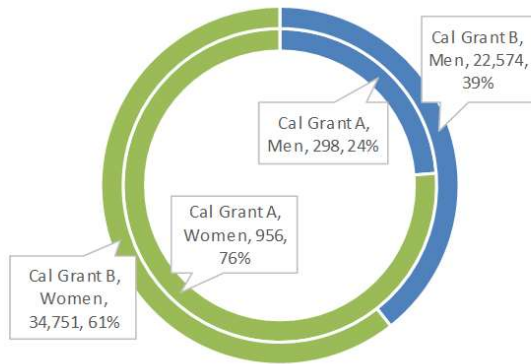


**TABLE 9**  
CCC Entitlement Cal Grant B  
New Paid Recipients by Income



# About the New Paid Recipients

**TABLE 10**  
**CCC Entitlement Cal Grant A and B**  
**New Paid Recipients by Program and Gender**

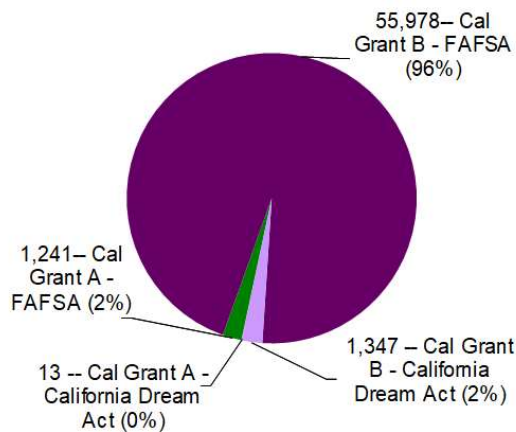


**Inner** = Cal Grant A, total: 1,254  
**Outer** = Cal Grant B, total: 57,325  
**Total: 58,579**

**TABLE 11**  
**Typical New Paid Recipient**

	Cal Grant A	Cal Grant B	Both
<b>Age</b>	35	27	27
<b>Income</b>	\$80,177	\$23,438	\$24,652
<b>GPA</b>	3.33	3.02	3.03
<b>Family Size</b>	3.9	2.9	2.9

**TABLE 12**  
**CCC Entitlement Cal Grant A and B**  
**New Paid Recipients by Application Filed**



**Dark** = FAFSA, total awards: 57,219  
**Light** = CA Dream Act, total awards: 1,360  
**Total: 58,579**

# About the Applicants

Applicants must meet multiple criteria to qualify. Submitting both a financial aid application and a Cal Grant GPA is the first step for students to be considered for a CCC Entitlement Cal Grant award. Of the 178,493 students who were successful in completing this first step, 55,851 did not qualify for the Cal Grant program for various reasons. The remaining 122,641 applicants were offered a CCC Entitlement Cal Grant. Of the 122,641 offered awardees, 101,328 had their enrollment at a CCC confirmed, and 58,579 became Paid Recipients, including 1,254 in the Entitlement Cal Grant A program and 57,325 in the Entitlement Cal Grant B program.



**CSAC** California Student Aid Commission  
 P.O. Box 419026  
 CALIFORNIA STUDENT AID COMMISSION Rancho Cordova, CA 95741-9026  
[www.csac.ca.gov](http://www.csac.ca.gov)

The California Student Aid Commission is the state principal agency responsible for administering financial aid programs for students attending public and private universities, colleges, and vocational schools in California. The financial aid programs include the Cal Grant program, the Chafee Grant Program and several targeted state scholarship and loan assumption programs. The Commission also administers financial aid awareness and outreach programs, such as CalSOAP and Cash for College, in collaboration with business, private industry and community-based organizations.