



CAL GRANT A&B

Competitive Program

This document presents aggregate demographic information on the 2022-23 Competitive Cal Grants award new paid recipients. Total competitive new paid recipients: 13,002.

Competitive Cal Grant A awards paid tuition and mandatory systemwide fees of up to \$13,104. **Competitive Cal Grant B** awards paid \$1,648 in living expenses in the first year, and \$1,648 in living expenses plus tuition and mandatory systemwide fees of up to \$13,104 beginning in the second year of eligibility.

Under Senate Bill 1644 (Chapter 403, Statutes of 2000), California students who do not receive an Entitlement Cal Grant A or B award may compete for a Competitive Cal Grant A or B award. These awards are not entitlements.

Following the creation of the California Community College Entitlement program in 2021-22, the number of available Competitive Cal Grant awards was reduced from 41,000 to 13,000, reflecting the prior proportion of awards going to non-CCC students. The September 2 deadline for CCC students was also eliminated, resulting in a single March 2 deadline for all Competitive Cal Grant applicants.

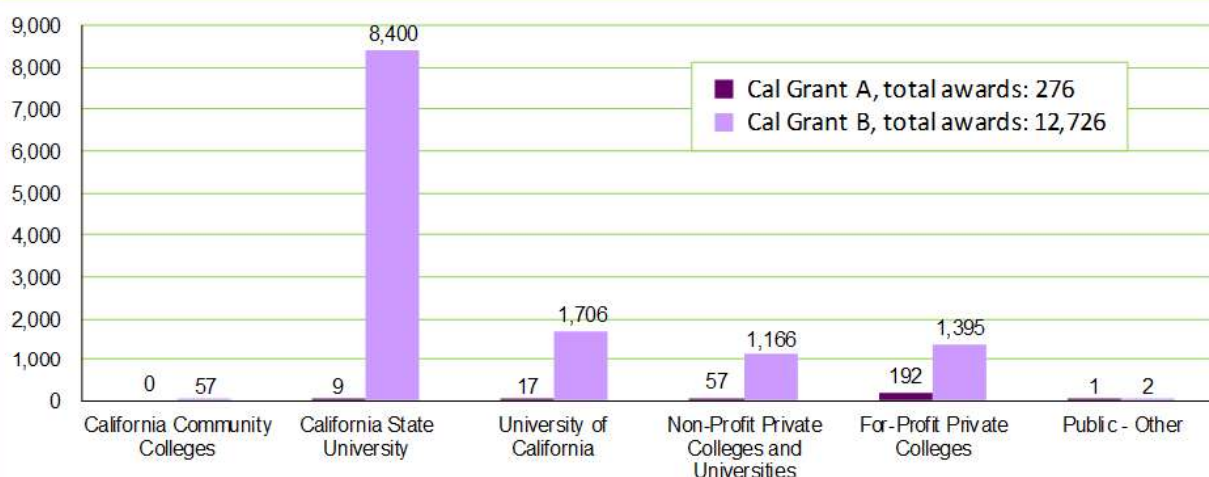
The data in this document reflect the 2022-23 Competitive Cal Grants awarded to qualified applicants who applied by the deadline, received award offers, attended Cal Grant participating institutions, and were subsequently paid in 2022-23.

For 2022-23, 15,560 students were offered Competitive Cal Grant A and B awards, of which 13,002 actually used their awards and became Paid Recipients, including 276 Cal Grant A and 12,726 Cal Grant B.

Some items of note include:

- In 2022-23, 12,726 of 13,002 (98%) students were Cal Grant B recipients (Table 1, p. 1).
- Over 63 percent of recipients were at least 25 years of age (Table 4, p. 2; Table 9, p. 3).
- Most recipients attended a CSU (65%) compared to 13% at UC and 12% at for-profit private colleges (Table 1, p. 1).

TABLE 1
Competitive Cal Grant A and B New Paid Recipients by School Segment



Competitive A

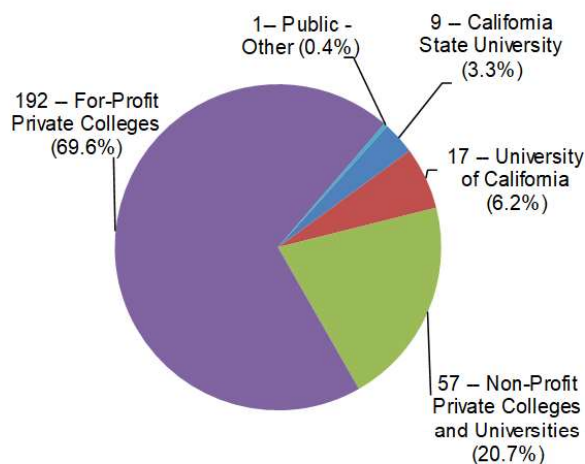
Award requirements include financial and basic eligibility and a minimum 3.0 high school grade point average (GPA) or a minimum 2.4 college GPA. Cal Grant A awards provide for full system-wide fees at the California State University and the University of California, as well as tuition support at non-profit and for-profit private California colleges.

TABLE 2
Competitive Cal Grant A
Average Student Assets by Segment*

School Segment	Assets
California Community Colleges	N/A
University of California	\$0
California State University	\$5,315
Non-Profit Private Colleges & Universities	\$485
For-Profit Private Colleges	\$83

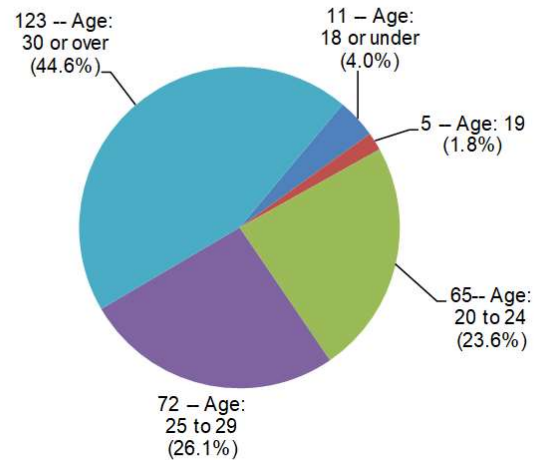
* 88 percent of new paid recipients are independent.

TABLE 3
Competitive Cal Grant A
New Paid Recipients by School Segment



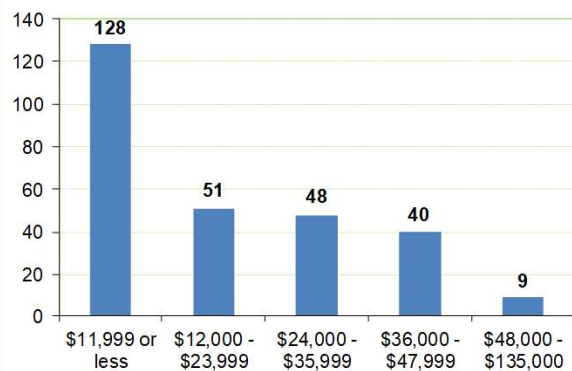
Total: 276

TABLE 4
Competitive Cal Grant A
New Paid Recipients by Age



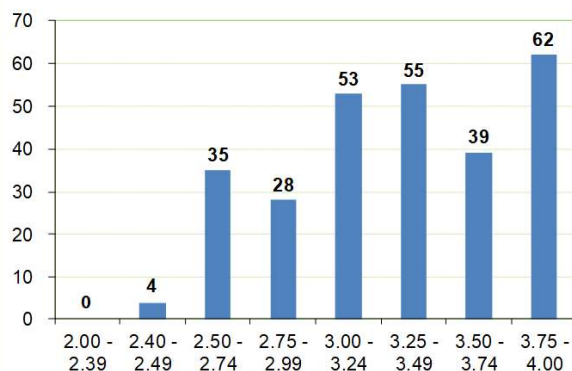
Total: 276

TABLE 5
Competitive Cal Grant A
New Paid Recipients by Income



Total: 276

TABLE 6
Competitive Cal Grant A
New Paid Recipients by GPA



Total: 276

Competitive Cal Grant B

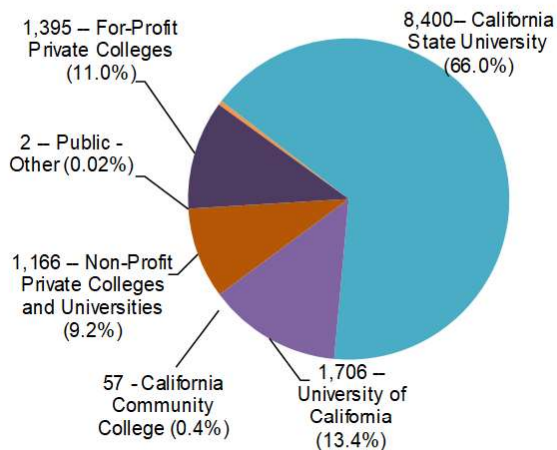
Award requirements include financial and basic eligibility and a minimum 2.0 GPA. Cal Grant B awards provide up to \$1,648 for books and living expenses for first-year students. Beginning with the recipient's second year of attendance, Cal Grant B awards also help pay for tuition and fees at public or independent four-year colleges or other qualifying institutions at the same level as the Cal Grant A award.

TABLE 7
Competitive Cal Grant B
Average Student Assets by Segment*

School Segment	Assets
California Community Colleges	\$382
University of California	\$553
California State University	\$316
Non-Profit Private Colleges & Universities	\$319
For-Profit Private Colleges	\$205

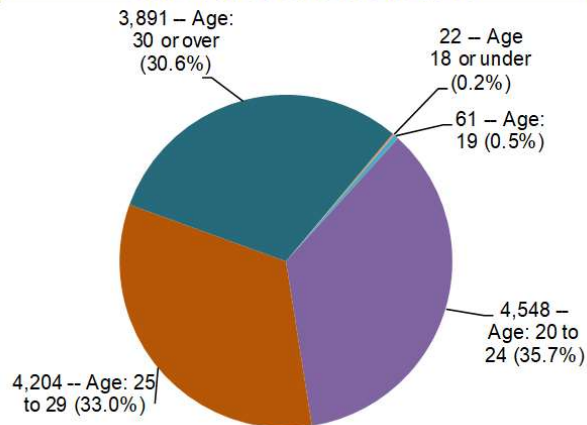
* 82 percent of new paid recipients are independent.

TABLE 8
Competitive Cal Grant B
New Paid Recipients by School Segment



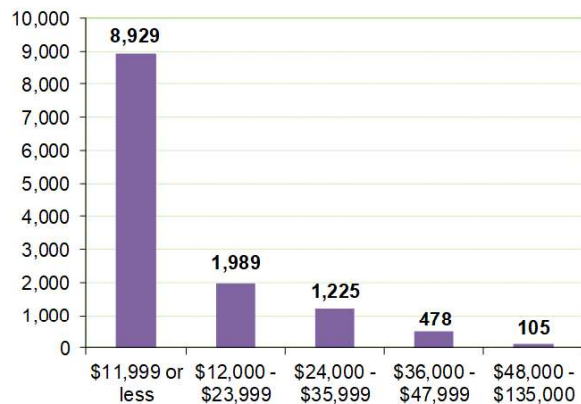
Total: 12,726

TABLE 9
Competitive Cal Grant B
New Paid Recipients by Age



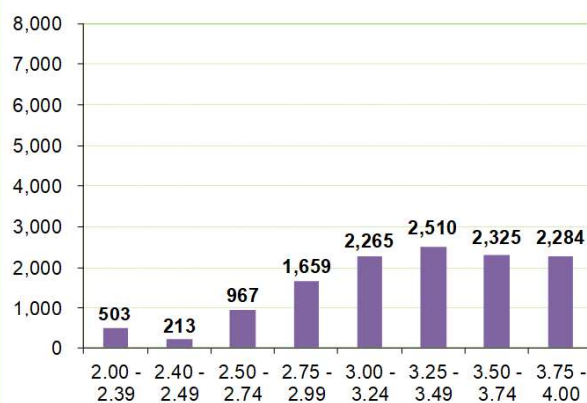
Total: 12,726

TABLE 10
Competitive Cal Grant B
New Paid Recipients by Income



Total: 12,726

TABLE 11
Competitive Cal Grant B
New Paid Recipients by GPA



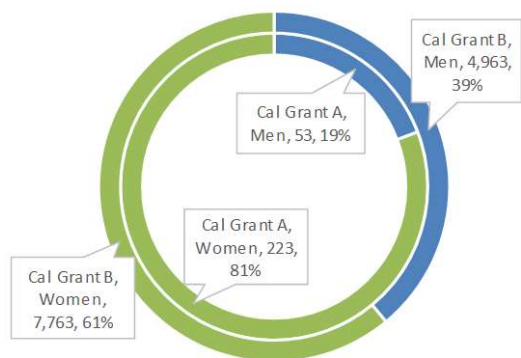
Total: 12,726

About the New Paid Recipients

TABLE 12
Typical New Paid Recipient

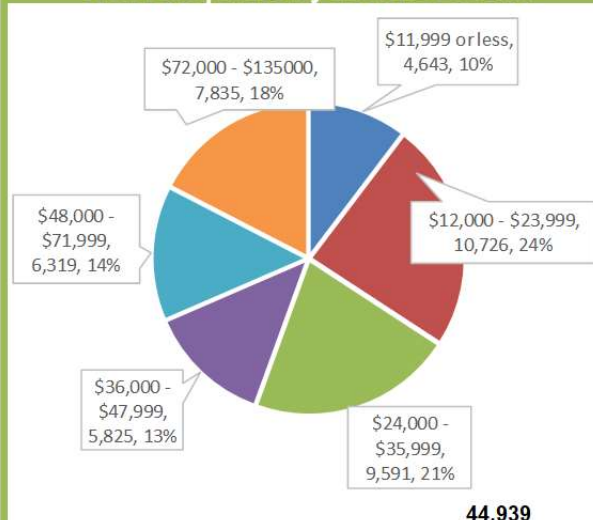
	Cal Grant A	Cal Grant B	Both
Age	30	28	28
Income	\$18,794	\$9,672	\$9,866
GPA	3.32	3.28	3.28
Family Size	2.6	2.1	2.1

TABLE 13
Competitive Cal Grant A and B
New Paid Recipients by Program and Gender



Inner = Cal Grant A, total: 276
Outer = Cal Grant B, total: 12,726
Total: 13,002

TABLE 14
Competitive Program Eligible
Non-Recipients by Income Bracket



About the Applicants

Applicants must meet multiple criteria to qualify. Submitting both a financial aid application and a Cal Grant GPA is the first step for students to be considered for a Competitive Cal Grant award. For 2022-23, 60,499 students were successful in meeting the financial and basic eligibility criteria. Additional eligibility criteria may include a disadvantaged high school experience, an orphan or ward of the court status and the size of the applicant's family relative to household income. Of the qualified students, about 26 percent (15,560) received offers. 44,939 qualified students remained unserved by this program.



CSAC
CALIFORNIA
STUDENT AID
COMMISSION

California Student Aid Commission
P.O. Box 419026
Rancho Cordova, CA 95741-9026
www.csac.ca.gov

The California Student Aid Commission is the state principal agency responsible for administering financial aid programs for students attending public and private universities, colleges, and vocational schools in California. The financial aid programs include the Cal Grant program, the Chafee Grant Program and several targeted state scholarship and loan assumption programs. The Commission also administers financial aid awareness and outreach programs, such as CalSOAP and Cash for College, in collaboration with business, private industry and community-based organizations.