

Update on 2022-23 Cal Grant Paid Recipients and 2023-24 Paid Rates

November 29, 2023

**Jessica Moldoff, Deputy Director
Data, Analysis and Research Team**

Agenda

- Facts At Your Fingertips: 2022-23 Cal Grant Programs
 - High School Entitlement
 - Transfer Entitlement
 - CCC Entitlement
 - Competitive
- Preview of in-progress 2023-24 paid rates
 - Initial outcomes of the All In! campaign

2022-23 High School Entitlement

- 58,865 Cal Grant A & 95,997 Cal Grant B
 - Paid: CGA 32,019 (54%); CGB 46,857 (49%)

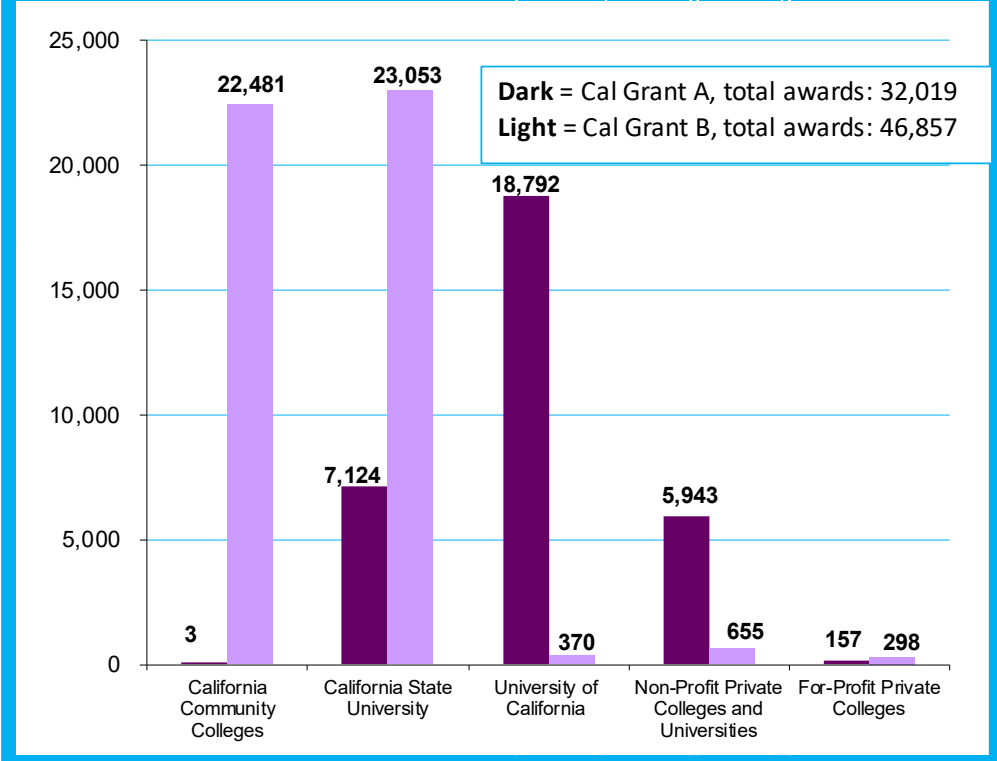
TABLE 14

Typical New Paid Recipient

	Income	GPA	Family Size
Cal Grant A	\$56,549	3.70	4.1
Cal Grant B	\$29,204	3.20	4.0
All (Cal Grant A & B)	\$40,304	3.40	4.0

TABLE 1

High School Entitlement
Cal Grant A and B New Paid Recipients by School Segment



29% CCC, 38% CSU, 24% UC, 8% Non-profit, 1% For-profit

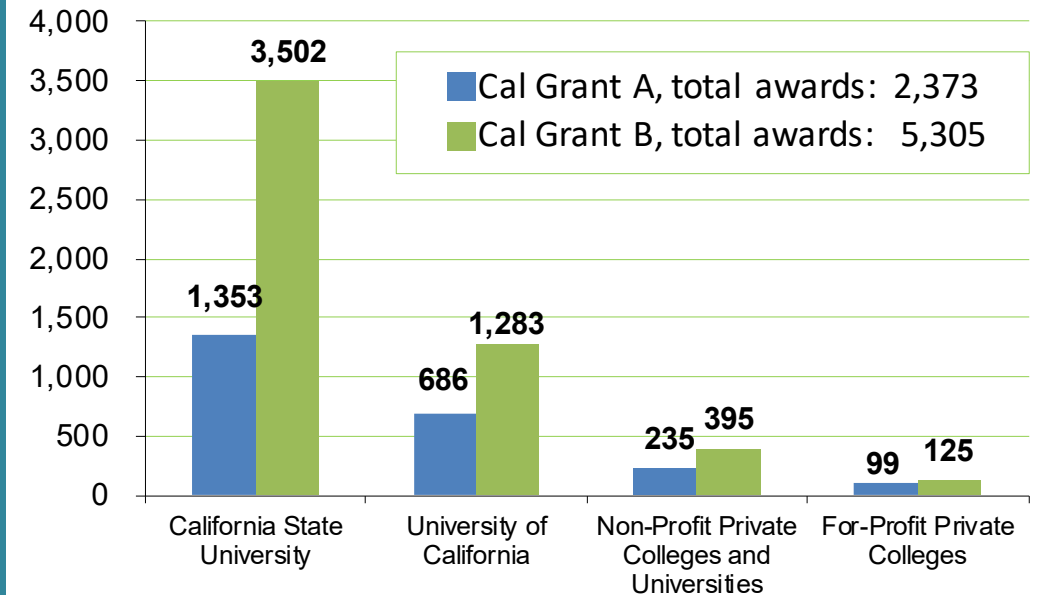
2022-23 Transfer Entitlement

- 5,253 Cal Grant A & 13,267 Cal Grant B
 - Paid: 2,373 CGA (45%); 5,305 CGB (40%)

TABLE 11
Typical New Paid Recipient

	Age	Income	GPA	Family Size
Cal Grant A	21	\$83,831	3.40	4.0
Cal Grant B	23	\$23,956	3.30	2.6
All (Cal Grant A & B)	22	\$42,461	3.33	3.0

TABLE 1
Transfer Entitlement
Cal Grant A and B New Paid Recipients by Segment



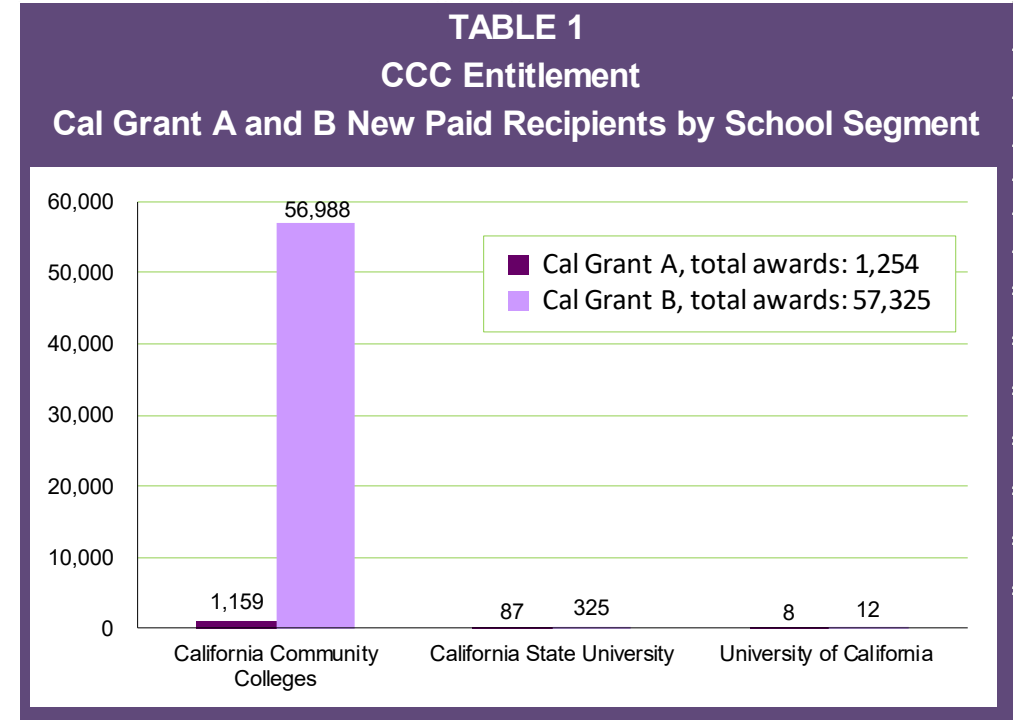
63% CSU, 26% UC, 8% Non-profit, 3% For-profit

2022-23 CCC Entitlement

- 14,270 Cal Grant A & 108,371 Cal Grant B
 - Paid: 1,254 CGA (9%); 57,325 CGB (53%)

TABLE 11
Typical New Paid Recipient

	Cal Grant A	Cal Grant B	Both
Age	35	27	27
Income	\$80,177	\$23,438	\$24,652
GPA	3.33	3.02	3.03
Family Size	3.9	2.9	2.9



99% CCC, 1% CSU, <1% UC

2022-23 Competitive

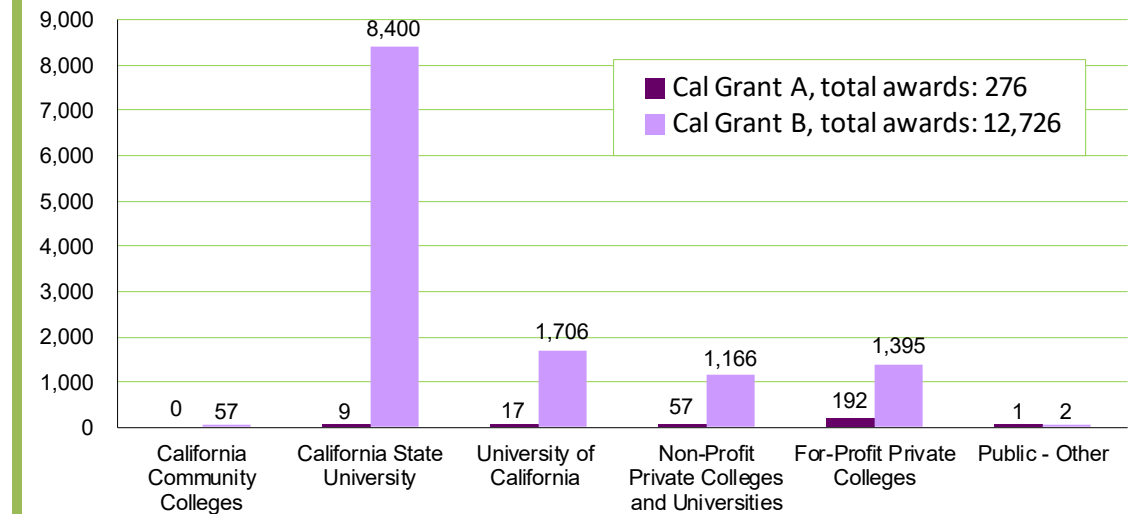
- 593 Cal Grant A & 14,967 Cal Grant B
 - Paid: 276 CGA (47%); 12,726 CGB (85%)

TABLE 12
Typical New Paid Recipient

	Cal Grant A	Cal Grant B	Both
Age	30	28	28
Income	\$18,794	\$9,672	\$9,866
GPA	3.32	3.28	3.28
Family Size	2.6	2.1	2.1

TABLE 1

Competitive Cal Grant A and B New Paid Recipients by School Segment



<1% CCC, 65% CSU, 13% UC, 9% Non-profit, 12% For-profit

2023-24 Financial Aid Applications

- First year for the All In! campaign (SB469)
- As of March 2, 61% of 2023 HS seniors completed a FAFSA/CADAA
 - Compared to 53% for 2022 HS seniors (+13% count)
- What has been the impact on High School Entitlement Cal Grants?



HS Senior FAFSA/CADAAs, as of March 2

	2023-24	2022-23	# Change	% Change
CCC	123,507	92,669	30,838	33%
UC	54,831	51,082	3,749	7%
CSU	70,276	62,130	8,146	13%
Private, non-profit	25,264	21,972	3,292	15%
Private, for-profit	3,242	2,686	556	21%

2023-24 High School Entitlement

- Increased awards
 - AY 2022 (11/25/22): 154,395
 - AY 2023 (11/25/23): 164,858 (+7%)
- Increased confirmations (+20%)
 - Required for payment

	2023-24 Count	2022-23 Count	% Change
Student Confirmed	17,969	26,512	-32%
School Confirmed	48,220	29,915	61%
CSAC Confirmed	37,463	30,051	25%
Total	103,652	86,478	20%
% of Awards	62%	56%	

* As of November 27, 2023, compared to November 28, 2022

2023-24 High School Entitlement – Awards by Segment

	2023-24	2022-23	# Change	% Change
CCC	71,468	64,973	6,495	10%
UC	33,040	29,220	3,820	13%
CSU	47,415	46,875	540	1%
Private, non-profit	10,915	11,299	-384	-3%
Private, for-profit	2,003	2,000	3	<1%
* As of November 24, 2023, compared to November 22, 2022				

2023-24 High School Entitlement – From March 2 (col) to Now (row)

	CCC (3/2)	UC (3/2)	CSU (3/2)	Private, non-profit (3/2)	Private, for-profit (3/2)
CCC (11/29)	62,072 (87%)	3,384 (5%)	4,941 (7%)	996 (1%)	992 (1%)
UC (11/29)	1,145 (3%)	22,230 (67%)	5,505 (17%)	4,035 (12%)	39 (<1%)
CSU (11/29)	2,189 (5%)	7,321 (15%)	35,721 (75%)	2,061 (4%)	74 (<1%)
Private, non-profit	317 (3%)	1,345 (12%)	988 (9%)	8,246 (75%)	28 (<1%)
Private, for-profit	185 (9%)	27 (1%)	74 (4%)	29 (1%)	1,696 (84%)

2023-24 High School Entitlement

- And increased payments!

	2023-24	2022-23	# Change	% Change
Total Awards	164,858	154,395	10,463	7%
Paid	67,538	61,075	6,463	11%
Paid Rate	41%	40%		
* As of November 24, 2023, compared to November 22, 2022				

2023-24 High School Entitlement – Payments by Segment

	2023-24	2022-23	# Change	% Change
CCC	15,124	14,241	883	6%
UC	19,878	15,282	4,596	30%
CSU	26,787	25,547	1,240	5%
Private, non-profit	5,574	5,815	-241	-4%
Private, for-profit	174	187	-13	-7%

* As of November 24, 2023, compared to November 22, 2022

2023-24 High School Entitlement – Pay Rate by Segment

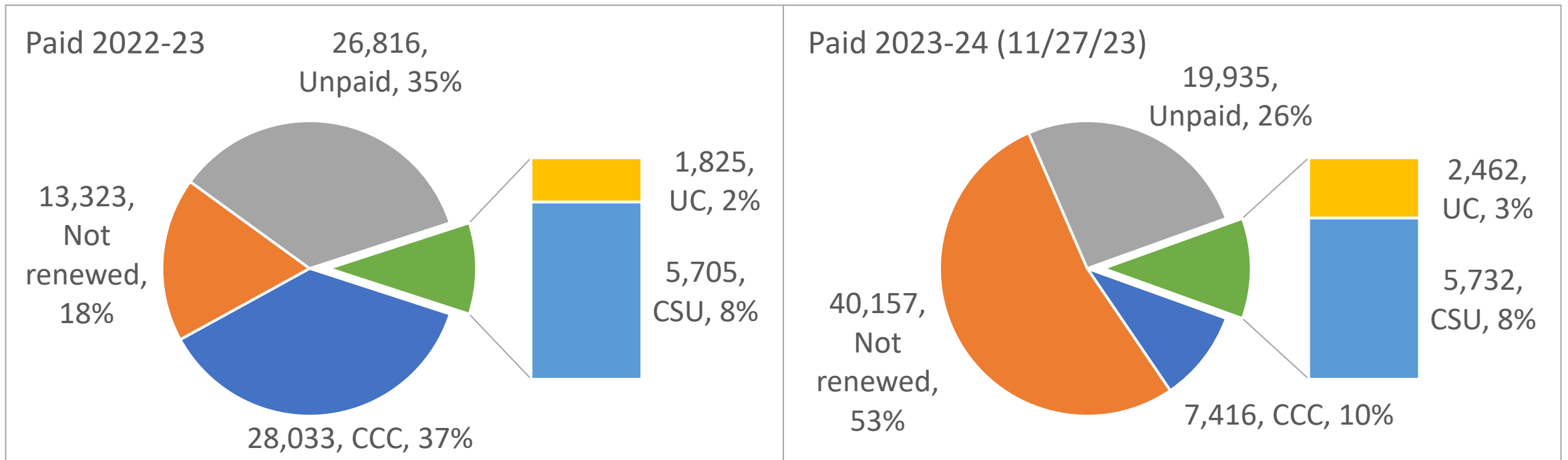
	2023-24	2022-23
CCC	21%	22%
UC	60%	52%
CSU	56%	55%
Private, non-profit	51%	51%
Private, for-profit	9%	9%
* As of November 24, 2023, compared to November 22, 2022		

2023-24 CCC Entitlement

- Increased awards with confirmed enrollment
 - AY 2022 (11/28/22): 86,570
 - AY 2023 (11/27/23): 111,711 (+29%)
- Increased payments
 - AY 2022: 41,563 (48%)
 - AY 2023: 54,920 (49%, +13,357)

2023-24 CCC Entitlement

- Transfer rate for renewal students from 2021-22 cohort (# = 75,702)



What's Next?

- Further updates on 2023-24 award offers and paid rates
- Better FAFSA/Better CADAA data in March